

# How to Print and Assemble the Historians' Challenge Passport

## SUPPLIES NEEDED:

- Paper
- Printer
- Adhesive spray or glue stick (if not printing double-sided)
- An awl, hole punch, or needle
- 16" of yarn, string or thread

1. Print this document with landscape orientation. If your printer can print double-sided, print double-sided and flip on the short edge.
2. Cut out all of the pages following the corner crop marks. Do NOT cut along the middle. When you are finished, you should have 7 double-sided rectangles with two numbered pages on each rectangle if you printed double-sided, or 14 rectangles with two numbered pages on each rectangle if you printed single-sided.
3. If you did not print double-sided, glue pages back to back, with the right sides facing out. Make sure both sides are lined up and have the text facing the same direction.  
Glue the following pairs of pages to each other:
  - a. Cover/back cover to page ii/18
  - b. Page iii/17 to page iv/16
  - c. Page vi/14 to page 15/\*
  - d. Page \*/12 to 13/vii
  - e. Page 9/2 to page 3/8
  - f. Page 11/ix to page 1/10
  - g. Page 5/6 to 7/4
4. Stack all the pages on top of each other, starting with the cover/back cover face down. Stack page iv/16 facing up on top and continue with vi/14, \*/12, 1/10, 3/8, 5/6.
5. Using an awl, a heavy duty needle, or a hole punch, make four holes at the center of pages 5/6, two close together at the top and two close together at the bottom.

6. Fold the pages in half to make a book.
7. Use 8" of yarn, string, or a thread and needle to go down through one hole at the top and up through the other. Tie a tight knot and cut off the excess. Repeat a second time for the set of holes at the bottom. Alternately, explore simple bookbinding tips at this website: <https://incredibusy.com/easy-book-binding-two-ways/>
8. Your passport is complete! Go out and have some letterboxing fun!



FIRST EDITION



OFFICIAL ISSUE



# Historians' Challenge

Letterboxing Passport

ADIRONDACK PARK



Warren County NY Planning Department  
[warrencountyny.gov/HC](http://warrencountyny.gov/HC)

THIS  
**LETTERBOXING**

PASSPORT BELONGS TO



---

---

---



**The Wilderness Is Strong**

*by Jeanne Robert Foster*

Here in the wilderness folks will tell you  
To be careful about the place you live,  
For there's something in the mountains  
And the hills that is stronger than people,  
And you will grow like the place where you live.  
The hands of the mountains reach out  
With bindings that hold the heart forever.

Those who live close to the high mountains  
Are different from men along the rivers  
And those on the intervalles and cleared farms.  
The mountain men know one another by signs,  
And river men have their own kind of speech.  
And strangest of all are the folks on islands  
Who always hear the lapping of water  
And see the tall scarlet cardinal flowers.  
If an island man's children leave their home  
They always return; they are drawn back.

Wilderness people are a special breed.  
They have something that's not hearing or seeing  
Reaching out from the mountains to touch them.

*-Adirondack Portraits, edited by Noel Riedinger-Johnson*



Would you like to learn more about  
Jeanne Robert Foster or  
Warren County's history?

Visit the  
**Warren County Historical Society Museum**  
50 Gurney Ln, Queensbury  
518-743-0734  
[www.wcnyhs.org](http://www.wcnyhs.org)

Get in touch with our County Historian and our  
12 Municipal Historians by visiting  
[warrencountyny.gov/historian](http://warrencountyny.gov/historian)

View an interactive map of historical locations  
throughout the County at  
[warrencountyny.gov/historymapper](http://warrencountyny.gov/historymapper)

## What is the Warren County Historians' Challenge?

The Historians' Challenge is a free, fun, outdoor treasure hunt activity for all ages. You'll explore interesting spots around Warren County and learn a bit about the County's history in the process. At each location in this Passport you'll solve a riddle to find a hidden, waterproof box. Use the stamp in the box to mark your Passport. If you have your own stamp, you can stamp it in the notebook included in the box.

Along the way, you'll help our Warren County Super Sleuth Annie find missing **Jeanne Robert Foster**, who was an important historical resident of Warren County. You can learn more about her on the next page of this passport.



At the bottom of each letterbox is part of an additional clue that will help find missing Jeanne Robert Foster. Write down the line from each box on page 14 in your passport. Please don't take the clue out of the box; leave it there so others can find it, too. When you've visited all 12 boxes and compiled all 12 lines, solve the riddle to help Sleuth Annie find Jeanne Robert Foster and get the 13th stamp.

## Where in Warren County is Jeanne Robert Foster?



*Sketch by John Butler Yeats*

Jeanne Robert Foster was born Julia Elizabeth Oliver in the Town of Johnsbury in 1879. She grew up in a loving family, but a poor one. Her mother Lucia was a teacher in Chestertown. Her father Frank was a lumberjack. They periodically would send her off to live with relatives so they would have one less mouth to feed.

Jeanne lived for several years at the home of the Rev. Francis Putnam, from which she would guide hikers up Crane Mountain for 25 cents. One winter she traveled with an uncle, who was a peddler, to Blue Mountain Lake. With another uncle she fished for pickerel on Indian Lake.


Introducing her to the full range of people to be found in the Adirondacks, these experiences provided the fabric from which she would later write her great narrative poems. They also gave her a sense of adventure and independence that was unusual for a girl at the end of the 19th century.

Looking for more fun things to do in the area?

[visitlakegeorge.com](http://visitlakegeorge.com)

[www.firstwilderness.com](http://www.firstwilderness.com)

[warrencountyny.gov/recmapper](http://warrencountyny.gov/recmapper)



Ready to submit your passport and  
get your patch?

go to [warrencountyny.gov/HC](http://warrencountyny.gov/HC)  
for all the details



Did you find a box missing a stamp or  
inkpad or in poor repair? Or a box  
entirely missing?

Please let us know at

[letterboxing@warrencountyny.gov](mailto:letterboxing@warrencountyny.gov)

or

518-761-6398

15

She showed an early aptitude for writing, publishing her first magazine article at age 14. At age 15, she took the teacher qualifying exam and performed so well that that county officials waived the age requirement and permitted her to join her mother as a teacher in Chestertown.

Jeanne not only was smart, but beautiful. At age 21, the editor of *Vanity Fair* persuaded her to become a fashion model and prominently featured her in the magazine. Soon thereafter, famed illustrator Harrison Fisher selected her to be a celebrated "Harrison Fisher Girl." His sketch of her sitting on a swing was the October 1903 cover of *Ladies Home Journal*.

It was Jeanne's arresting appearance that initially served as her entree into the international community of artists, writers, and patrons who significantly influenced the course of modern European and American cultural history. Jeanne would become a respected journalist and poet, encouraged by both portrait artist John Butler Yeats and his son, the great poet William Butler Yeats.

In 1916, Jeanne began to publish narrative verse about the Adirondacks, producing *Neighbors of Yesterday* and *Wild Apples*. Alfred Kazin described her poems as "an attempt to recover a vanished time, to record with love and admiration and enduring wonder a life of hardship, endless exertion, and perhaps above all the kind of isolation that used to dominate country life in America."

Throughout her life, Jeanne renewed her spirit with regular visits back to her mountain roots. Her well-loved tales of the people who lived in the Adirondacks have placed her firmly among the country's leading female poets.

*Help find Jeanne Robert Foster by visiting each letterbox. See page 14 for more details.*

## What is Letterboxing?

Letterboxing is a fun treasure hunt activity, incorporating orienteering, art, and puzzle solving.



Letterboxing got its start in 1854 in England, when a National Park guide placed a jar for visitors with his calling card inside, and an invitation for those who found the jar to leave their own cards. After awhile, visitors started leaving postcards or notes in the jar, and the next visitor would return them by mail. (“Letterbox” is the British term for Mailbox).

Eventually, instead of calling or postcards, visitors started using hand-carved rubber stamps to leave their mark in a logbook, which is the current practice today. After an article in Smithsonian Magazine in 1998, letterboxing caught on in the U.S., and there are now over 90,000 active letterboxes in North America. You can learn more about letterboxing, including how to carve your own stamp, by visiting the online letterboxing community at [atlasquest.org](http://atlasquest.org).

Warren County hosts another letterboxing challenge called the [First Wilderness Letterboxing Trail](#). If you’re interested, you can complete both challenges at the same time. We’ve listed nearby First Wilderness letterboxes in this passport and you can find more details about that challenge at [www.FirstWilderness.com](http://www.FirstWilderness.com).

Remember to leave no trace, stay on the trail, respect private property, and check for ticks.


Use the space below to record the clue lines you find at the bottom of each box (they’re numbered with the same numbers as the locations in this passport—for example, write the clue you find at the bottom of Box 3 Glens Falls City Hall on Line 3 below). If you find a box with a missing clue at the bottom, check in the back of the notebook in the box—it’s written there as well. Once the riddle is compiled, solve it to find Jeanne Robert Foster and the final box location.

1. \_\_\_\_\_
2. \_\_\_\_\_
3. \_\_\_\_\_
4. \_\_\_\_\_
5. \_\_\_\_\_
6. \_\_\_\_\_
7. \_\_\_\_\_
8. \_\_\_\_\_
9. \_\_\_\_\_
10. \_\_\_\_\_
11. \_\_\_\_\_
12. \_\_\_\_\_



### 13. Where in Warren County is Jeanne Robert Foster?

STAMP



COMMENTS:



DATE COMPLETED:

### Get more details at [WarrenCountyNY.gov/HC](http://WarrenCountyNY.gov/HC)

Visit [warrencountyny.gov/HC](http://warrencountyny.gov/HC) for an interactive map with more details about the history of each site, driving directions, and fun things to do nearby each one. Note that some locations do not have cell service, so be sure to visit the website before heading out.

### Share the Fun

Post pictures of your letterboxing adventures on social media with the tag [#historianschallenge](https://twitter.com/historianschallenge). Please don't post the actual box locations, though. We don't want to spoil the fun for other adventurers!

### Complete the Challenge and Receive a Patch

Find all the boxes and solve the riddle to locate Jeanne Robert Foster, and you'll earn a free embroidered patch.

Mail your completed passport to:  
**Warren County Planning Department**  
**1340 State Route 9**  
**Lake George NY 12845**

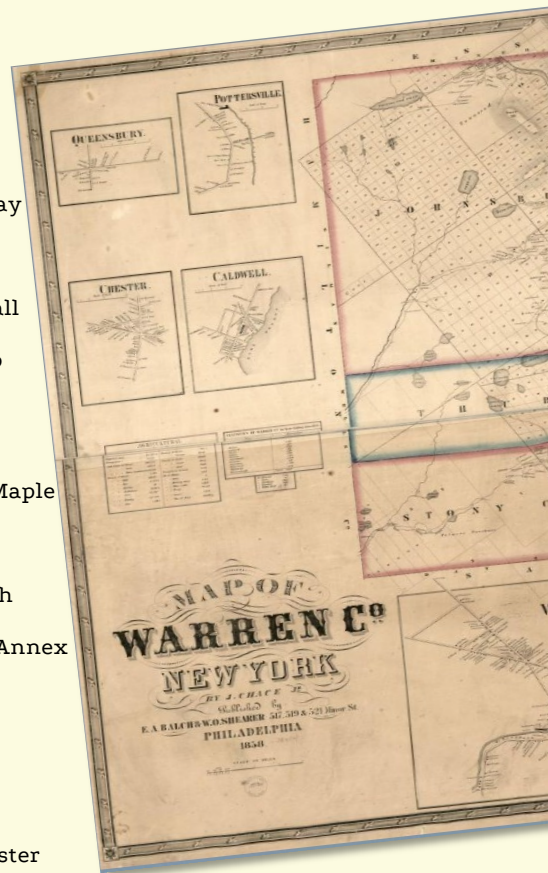
We will return your passport along with a patch.  
Or visit [warrencountyny.gov/HC](http://warrencountyny.gov/HC) to learn how to submit your completed passport online.





## Letterbox Locations

- 1. Prospect Mt Railway
- 2. Hovey Pond
- 3. Glens Falls City Hall
- 4. Pagenstecher Pulp Mill Museum
- 5. Stony Creek Inn
- 6. Adirondack Gold Maple
- 7. Riverside Trail
- 8. Pottersville Church
- 9. Horicon Museum Annex
- 10. Hague Falls
- 11. Knox Marker
- 12. Richards' Library
- 13. Jeanne Robert Foster



## 12. Richards' Library

Town of Warrensburg

36 Elm St, Warrensburg. This letterbox is ADA accessible. ♿ Restrooms available ♿  
First Wilderness letterboxes nearby: Fish Hatchery, Mill District Historic Park, Veterans' Park

### CLUE:

A gift of two Richards sisters, Clara and Mary, in the year 1901, Warrensburg opened a new library.

Built of limestone from North Caldwell's Hammond Farm, contractor Jonah Hess erected a building full of charm.

The library proved so popular it had to expand just 10 years after its opening to a size much more grand.

In 1914 a fire left only the building's stone shell. Thankfully many treasures were saved and the library rebuilt as well.

In the garden to the right of the library's front door look near a pole and you'll need to explore no more.

### STAMP

### COMMENTS:

### DATE COMPLETED:

# 11. Knox Trail Marker

Town of Bolton

Rogers Park, Rogers Memorial Park Rd, Bolton Landing. This letterbox is ADA accessible. ♿ Restrooms available

**STAMP**

\_\_\_\_\_

\_\_\_\_\_

\_\_\_\_\_

\_\_\_\_\_

\_\_\_\_\_

\_\_\_\_\_

COMMENTS:

DATE COMPLETED:

**CLUE:**

In 1775 George Washington commissioned Henry Knox to move 59 cannons from Lake Champlain to Boston using men and ox.

After four hours of brisk rowing as a strong wind against them swept, Knox brought his men ashore and at this location they slept.

The next morning, they arose before day break and continued on their journey down the length of the lake.


After reading the marker commemorating this historic spot, turn around and beneath the bench will be the box you have sought.



# 1. Prospect Mt Old Cog Railway

Town/Village of Lake George

Prospect Mountain Trailhead, 75 Smith Street, Lake George. note: the letterbox is at the trailhead, but if you'd like to see a cog from the old railway, you can hike to the top. Find trail details at warrencountyny.gov/recmapper.



COMMENTS:

DATE COMPLETED:

### CLUE:

Prospect Mountain Incline Railway was constructed in 1895 by Mr. William Peck who hoped it would help his mountain top inn thrive.

Near the terminus of the D&H the upward excursion did commence. For the 1.4 mile trip riders were charged fifty cents.


The longest and the steepest railway in the country ran until 1902 by which time riders had dwindled to just a few.

The box that you search for is at the head of Prospect Mt Trail, where riders of yesteryear began their journey on the rail.

# 10. Hague Falls

Town of Hague

Hague Brook Fishing Access, Graphite Mtn Rd/Rte 8, Hague  
Parking area is across route 8 west of Hague Community Center.



COMMENTS:

DATE COMPLETED:

### CLUE:

In 1818 a saw mill was built at the falls. A grist mill followed in 1835, our historian recalls.

Next up came a factory making all sorts of brushes; before long Hague Village was home to an array of new businesses.

You can follow Hague Brook for miles as it twists and turns. At this spot it rushes by looked on by the ferns.

Cross over the footbridge and climb up to the right. The box is near a bench overlooking the spectacular sight.


## 9. Horicon Museum Annex—Adirondack

Town of Horicon

21 Church St, Adirondack.

First Wilderness letterbox nearby: Albert E. Monroe Park

STAMP



COMMENTS:

DATE COMPLETED:

CLUE:

By the 1850's this hamlet was home to a tannery, school and store; A beautiful place to live on the Schroon lakeshore.

In 1881 seven families donated land, money and labor To create a community church where neighbor could meet with neighbor.

Union Church served Adirondack for well over a century. Now it stands as a museum filled with artifacts and shared memories.

Look along the fence in a place near a tree. The box that you search for in that spot will be.

9

## 2. Hovey Pond

Town of Queensbury

21 Lafayette St, Queensbury. Restrooms available. ♿ This letterbox is ADA accessible. ♿

CLUE:


For centuries Native Americans these waters did fish. In 1780 Water Briggs built the first dam for mills: saw and grist.

In 1848 Stephen Rogers began to make bricks. His Glens Falls Brick Company used pond clay in the mix.

In 1896, Fred Hovey first harvested ice from the pond and delivered it by horse and wagon to neighbors and beyond.

Today the pond delights visitors as a park. At the first platform on the boardwalk you'll be sure to find your mark.

STAMP



COMMENTS:


DATE COMPLETED:

2

### 3. Glens Falls City Hall

City of Glens Falls

42 Ridge St, Glens Falls. If City Hall is open, you can go in and get your passport stamped by the City Clerk with the City Seal. If not, use the stamp in the letterbox outside. Restrooms available ♿



COMMENTS:

DATE COMPLETED:

#### CLUE:

In 1839, Glens Falls as a village was incorporated, but discussions for a Village Hall to 1895 first are dated.

In 1900 the property on Ridge was purchased as the spot for Village Hall. The new building finished in 1902 was three stony stories tall.

Builder Peter Keeler completed the structure based on W.E. Lawrence's plans. Over 120 years later this beauty still has many fans.


In March 1908 Glens Falls became a City. Village Hall now City Hall, it's still home to many a committee.

Near the grand front doors find the spot where the City receives its mail, and the box that you search for you will spot without fail.

### 8. Pottersville Methodist Church

Town of Chester

7899 State Route 9, Pottersville. This letterbox is ADA accessible. ♿



COMMENTS:

DATE COMPLETED:

#### CLUE:

Methodism got its start in Pottersville way back in 1810. When a church was built in 1847, the congregation said "amen."

Through decade after decade the hamlet with summer visitors was filled. The church continued strong with an occasional enlarge and rebuild.

175 years on, it's still in use today. Residents and visitors find it a welcoming place to pray. Check under the walk leading the way to the front door.

The box that you search for you will surely score.

## 7. Riverfront Trail

Town of Johnsbury

21 Railroad Pl, North Creek. Park in parking lot across from Pavilion. Trail starts behind Waddell building.  
First Wilderness letterboxes nearby: Depot Museum, Tannery Pond, Ski Bowl Park, Bonus Box

STAMP

CLUE:

Near the North Creek Station sits a building owned by Durant who built the rail, then was purchased by William R Waddell who used it to store coal and grain for sale.

Follow the trail behind the building along the river and track that once carried ore, from the Upper Works, first of iron and then titanium used in the war.

Stop at the view of the Hudson River Bridge near the tracks.  
Here townsmen in 1914 removed large timbers with saws and axe,

In an effort to beat a 30 foot ice front moving down the Hudson.  
The bridge succumbed to future ice, but that day, the battle was won.

As you take in the sight of the bridge rebuilt in 1929,  
look carefully along the fence and the box you will find.

COMMENTS:

DATE COMPLETED:

7

## 4. Pagenstecher Pulp Museum

Town of Lake Luzerne

In Mill Park, Mill St, Lake Luzerne. Restrooms available at Wayside Beach and Rockwell-Harmon House. ♿  
First Wilderness letterboxes nearby: Wayside Beach, Kinnear Museum, Adirondack Folk School

STAMP

CLUE:

This path to history knows Pagenstecher the entrepreneur and his daughter who with Proller made it a Park. Roider and Grutzner families developed an industry, and that is no lark.

It was the water power from the Lake to the Creek that ground the stump, mashed the pulp, and pressed it to paper, without a lump.

Coming from the sidewalk, you'll pass the Smidt Memorial, now cross over the iron bridge, turn right and ramble until you see a very special door handle.

Takes steps to your left, going past the window, then peek around the corner to the forest floor:  
there you will find what you are looking for.

COMMENTS:

DATE COMPLETED:

4

## 5. Stony Creek Inn

Town of Stony Creek

6 Roaring Branch Rd, Stony Creek. This letterbox is ADA accessible.  Restrooms available at Dean Farm   
First Wilderness letterboxes nearby: Green Meadows Park, Dean Farm Trails, Dean Homestead Museum

STAMP

CLUE:

This four corners hotel has leap-frogged  
Roaring Branch Road three times to be exact,  
Creek Center, Cameron House, Collins House,  
Stony Creek Inn she's been called,  
as a matter of fact.

A fire, a flood and a rebuild is in her history,  
but each time she's managed to come back -  
quite a victory.

Back to 1869, owners Bartell, Arehart, Pratt,  
Collins, Cameron, Rhodes, Lewis,  
to name a few,

If enjoying a drink, a bite to eat,  
square dancing,  
music, or shooting the bull, have made this  
the place for you.

INNformation is what you need for your clue,  
to find the hidden box, and bid adieu.

COMMENTS:

DATE COMPLETED:

5

## 6. Adirondack Gold Maple Farm

Town of Thurman

74 Bear Pond Rd, Athol.  
First Wilderness letterboxes nearby: Farm Tour (Martin's Tree Farm), Thurman Maple Days (Mud St Maple)

STAMP

CLUE:

The delicious sap of the stately sugar maple  
has long served for this town as an  
economic staple.

In the woods of Thurman near a pond  
named for a Bear,  
sits one of the oldest sugarhouses you'll find  
anywhere.

For 200 years the Kenyon family has  
lived on this land.  
In many tasty products current  
owner "Tapper" plays a hand.

In front of ADK Gold's new sugar house  
between two sweet maple trees,  
look in an old sap bucket,  
and there the box will be.

COMMENTS:

DATE COMPLETED:

6