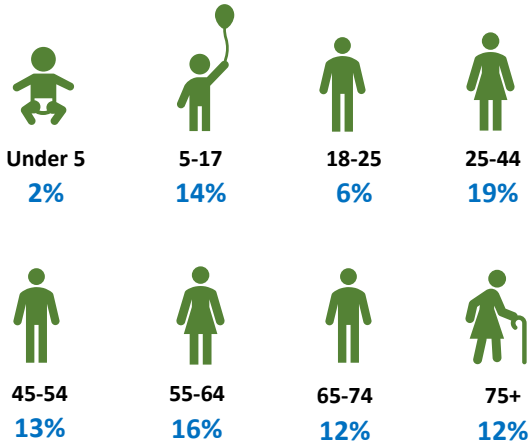


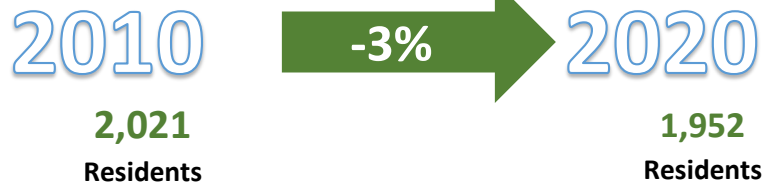
Cambridge, Washington County

COMMUNITY PROFILE

POPULATION BY AGE



POPULATION CHANGE



POPULATION DENSITY



EDUCATION



Did Not Graduate: 6%

High School Graduate: 94%

Bachelor's Degree or higher: 38%



Median Age 2020: **49**

Median Age 2010: **44**

Percentage of households

ANNUAL HOUSEHOLD INCOME

Under \$10,000: 3.3%

\$10,000 to \$14,999: 0.8%

\$15,000 to \$24,999: 7.7%

\$25,000 to \$34,999: 11.1%

\$35,000 to \$49,999: 10.7%

\$50,000 to \$74,999: 12.9%

\$75,000 to \$99,999: 20.9%

\$100,000 to \$149,999: 13.9%

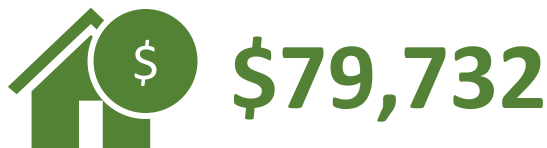
\$150,000 to \$199,999: 9.1%

\$200,000+: 9.6%

NUMBER OF HOUSEHOLDS



MEDIAN HOUSEHOLD INCOME



11%

Percentage of Cambridge Residents
Below the Poverty Level

Prepared by Warren County GIS for LCLGRP. Data sources: 2010 and 2020 population figures and 2020 median age: decennial Census. All other figures: 2022 ACS 5-year estimates.