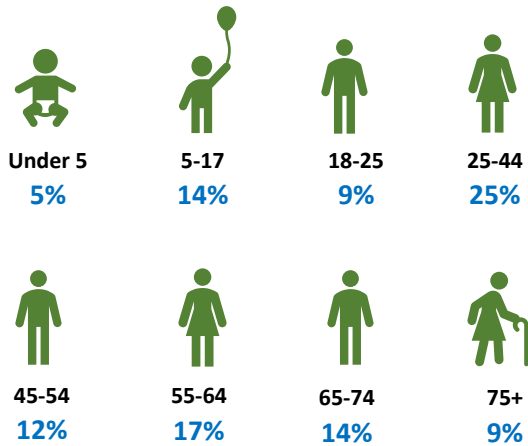


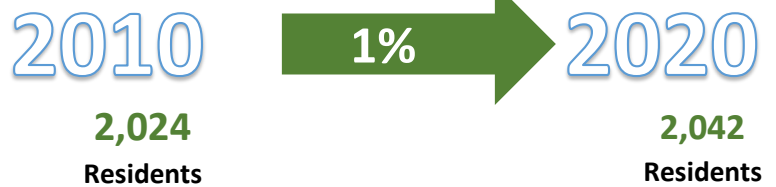
Crown Point, Essex County

COMMUNITY PROFILE

POPULATION BY AGE



POPULATION CHANGE



POPULATION DENSITY



EDUCATION



Did Not Graduate: 5%

High School Graduate: 96%

Bachelor's Degree or higher: 11%



Median Age 2020: 45

Median Age 2010: 39

Percentage of households

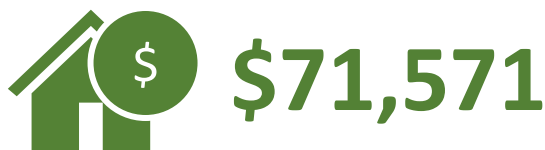
ANNUAL HOUSEHOLD INCOME

- Under \$10,000: 4.5%
- \$10,000 to \$14,999: 5.9%
- \$15,000 to \$24,999: 9.4%
- \$25,000 to \$34,999: 1.6%
- \$35,000 to \$49,999: 15.8%
- \$50,000 to \$74,999: 15.3%
- \$75,000 to \$99,999: 12.8%
- \$100,000 to \$149,999: 18.4%
- \$150,000 to \$199,999: 14.6%
- \$200,000+: 1.5%

NUMBER OF HOUSEHOLDS



MEDIAN HOUSEHOLD INCOME



7%

Percentage of Crown Point Residents Below the Poverty Level

Prepared by Warren County GIS for LCLGRPB. Data sources: 2010 and 2020 population figures and 2020 median age: decennial Census. All other figures: 2022 ACS 5-year estimates.