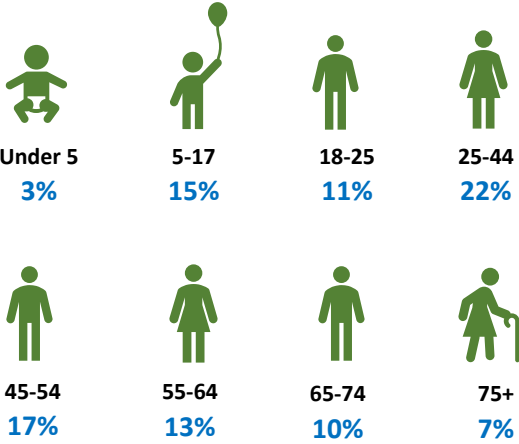


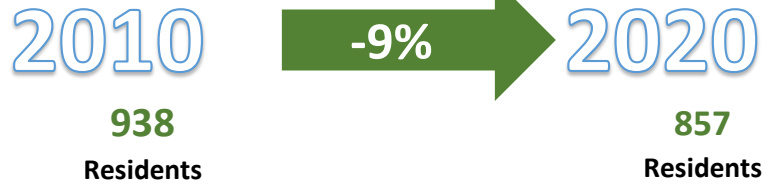
Hampton, Washington County

COMMUNITY PROFILE

POPULATION BY AGE



POPULATION CHANGE



POPULATION DENSITY



Median Age 2020: **46**

Median Age 2010: **39**

EDUCATION



Did Not Graduate: **8%**

High School Graduate: **92%**


Bachelor's Degree or higher: **12%**

Percentage of households

ANNUAL HOUSEHOLD INCOME

- Under \$10,000: 5.0%
- \$10,000 to \$14,999: 9.3%
- \$15,000 to \$24,999: 6.0%
- \$25,000 to \$34,999: 5.5%
- \$35,000 to \$49,999: 14.0%
- \$50,000 to \$74,999: 19.0%
- \$75,000 to \$99,999: 17.0%
- \$100,000 to \$149,999: 13.5%
- \$150,000 to \$199,999: 6.5%
- \$200,000+: 4.3%

NUMBER OF HOUSEHOLDS



MEDIAN HOUSEHOLD INCOME



16%

Percentage of Hampton Residents
Below the Poverty Level