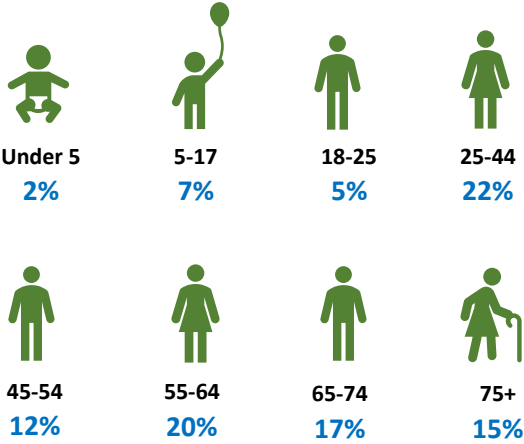


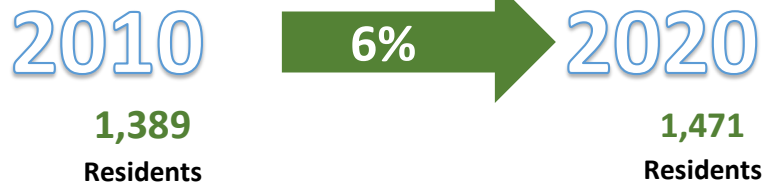
Horicon, Warren County

COMMUNITY PROFILE

POPULATION BY AGE



POPULATION CHANGE



POPULATION DENSITY



Median Age 2020: **55**

Median Age 2010: **54**

EDUCATION



Did Not Graduate: **6%**

High School Graduate: **94%**


Bachelor's Degree or higher: **26%**

Percentage of households

ANNUAL HOUSEHOLD INCOME

- Under \$10,000: 2.9%
- \$10,000 to \$14,999: 1.6%
- \$15,000 to \$24,999: 9.4%
- \$25,000 to \$34,999: 9.8%
- \$35,000 to \$49,999: 13.6%
- \$50,000 to \$74,999: 17.3%
- \$75,000 to \$99,999: 10.9%
- \$100,000 to \$149,999: 17.2%
- \$150,000 to \$199,999: 8.8%
- \$200,000+: 8.5%

NUMBER OF HOUSEHOLDS



MEDIAN HOUSEHOLD INCOME



8%

Percentage of Horicon Residents
Below the Poverty Level