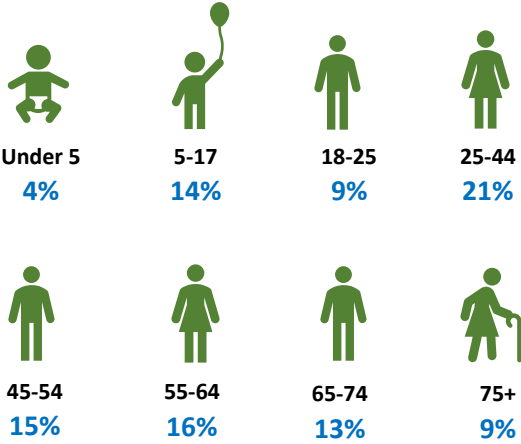


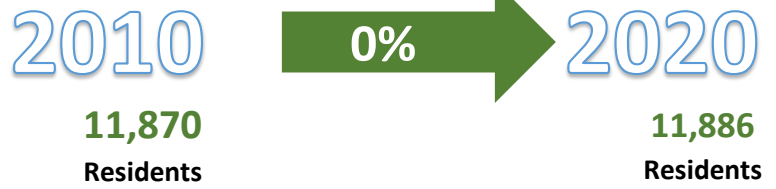
Plattsburgh town, Clinton County

COMMUNITY PROFILE

POPULATION BY AGE



POPULATION CHANGE



POPULATION DENSITY



EDUCATION



Did Not Graduate: 11%

High School Graduate: 89%

Bachelor's Degree or higher: 28%



Median Age 2020: 46

Median Age 2010: 42

Percentage of households

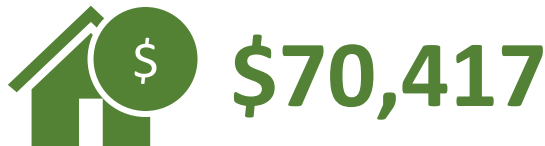
- Under \$10,000: 4.1%
- \$10,000 to \$14,999: 3.3%
- \$15,000 to \$24,999: 6.8%
- \$25,000 to \$34,999: 9.3%
- \$35,000 to \$49,999: 14.4%
- \$50,000 to \$74,999: 14.2%
- \$75,000 to \$99,999: 15.2%
- \$100,000 to \$149,999: 17.8%
- \$150,000 to \$199,999: 8.0%
- \$200,000+: 6.9%

ANNUAL HOUSEHOLD INCOME

NUMBER OF HOUSEHOLDS



MEDIAN HOUSEHOLD INCOME



9%

Percentage of Plattsburgh town Residents Below the Poverty Level

Prepared by Warren County GIS for LCLGRP. Data sources: 2010 and 2020 population figures and 2020 median age: decennial Census. All other figures: 2022 ACS 5-year estimates.