

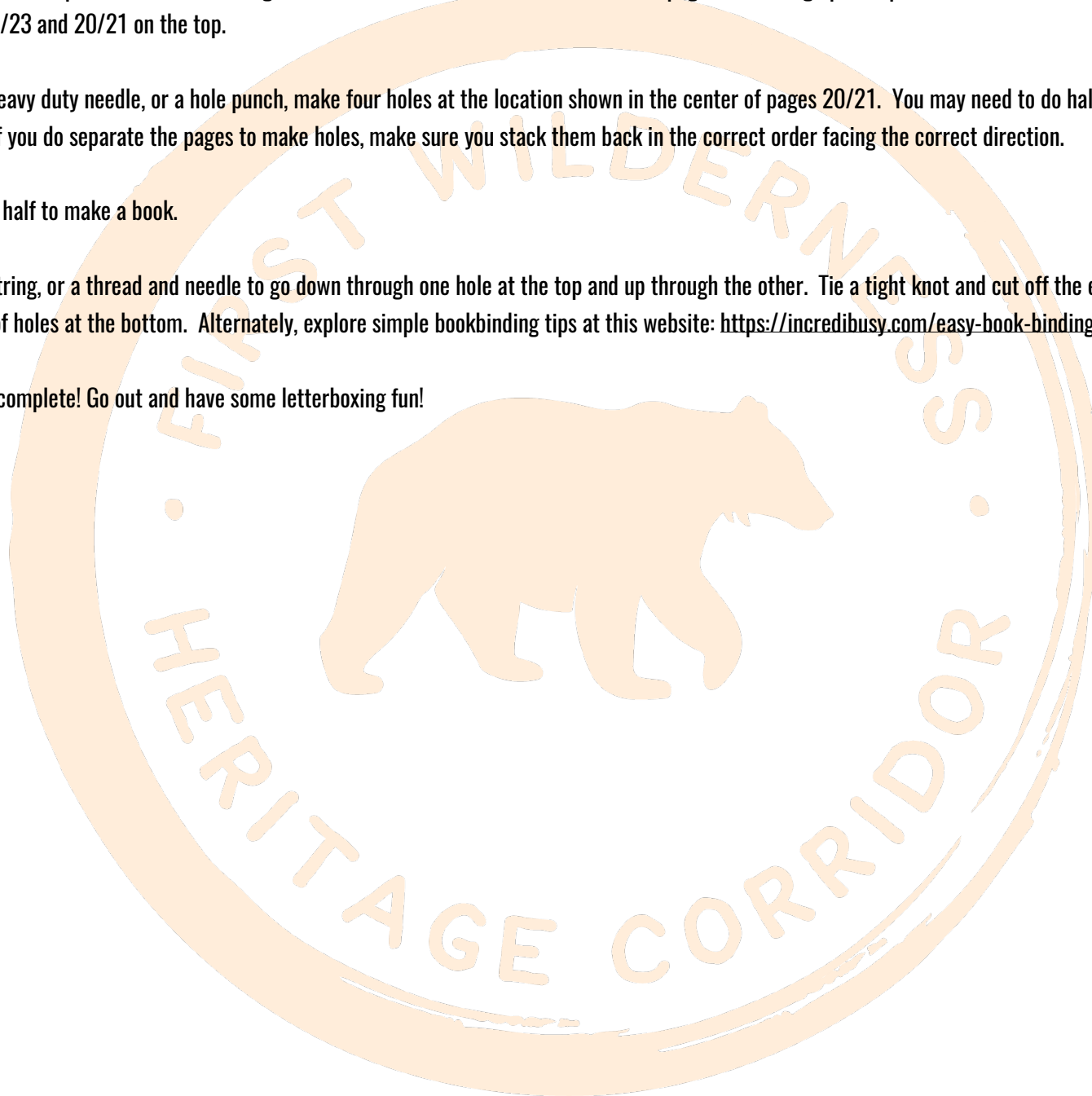
# How to Print and Assemble the First Wilderness Letterboxing Trail Passport

## SUPPLIES NEEDED:

- Paper
- Printer
- Adhesive spray or glue stick (if not printing double-sided)
- An awl, hole punch, or needle
- 16" of yarn, string or thread

1. Print this document with landscape orientation. If your printer can print double-sided, print double-sided and flip on the short edge.
2. Cut out all of the pages following the corner crop marks. Do NOT cut along the middle. When you are finished, you should have 10 double-sided rectangles with two numbered pages on each rectangle if you printed double-sided, or 20 rectangles with two numbered pages on each rectangle if you printed single-sided.
3. If you did not print double-sided, glue pages back to back, with the right sides facing out. Make sure both sides are lined up and have the text facing the same direction.  
Glue the following pairs of pages to each other:
  - a. Cover/back cover to page 2/39
  - b. Page 3/38 to page 4/37
  - c. Page 5/36 to page 6/35
  - d. Page 7/34 to page 8/33
  - e. Page 9/32 to page 10/31
  - f. Page 11/30 to page 12/29
  - g. Page 13/28 to page 14/27
  - h. Page 15/26 to page 16/25
  - i. Page 17/24 to page 18/23
  - j. Page 19/22 to page 20/21

4. Stack all the pages on top of each other, starting with the cover/back cover face down. Stack page 4/37 facing up on top and continue with 6/35, 8/33, 10/31, 12/29, 14/27, 16/25, 18/23 and 20/21 on the top.
5. Using an awl, a heavy duty needle, or a hole punch, make four holes at the location shown in the center of pages 20/21. You may need to do half the pages at a time to make it easier. If you do separate the pages to make holes, make sure you stack them back in the correct order facing the correct direction.
6. Fold the pages in half to make a book.
7. Use 8" of yarn, string, or a thread and needle to go down through one hole at the top and up through the other. Tie a tight knot and cut off the excess. Repeat a second time for the set of holes at the bottom. Alternately, explore simple bookbinding tips at this website: <https://incredibussy.com/easy-book-binding-two-ways/>
8. Your passport is complete! Go out and have some letterboxing fun!



[firstwilderness.com](http://firstwilderness.com)



FIRST EDITION



OFFICIAL ISSUE

LETTERBOXING  
PASSPORT

ADIRONDACK PARK  
WARREN COUNTY • NY



////////////////////////////////////

# LETTERBOXING

## PASSPORT

////////////////////////////////////

Enjoy Free Historic, Cultural, and  
Outdoor Adventures in the Adirondacks'  
First Wilderness Heritage Corridor

For more information visit:  
[firstwilderness.com](http://firstwilderness.com)

2



Looking for more fun things to do in the area?

go to

[visitlakegeorge.com](http://visitlakegeorge.com)

[firstwilderness.com](http://firstwilderness.com)

[warrencountyny.gov/recmapper](http://warrencountyny.gov/recmapper)

[warrencountyny.gov/historymapper](http://warrencountyny.gov/historymapper)



39

Ready to submit your passport and get your patch?  
go to [firstwilderness.com](http://firstwilderness.com) for all the details

Did you find a box missing a stamp or inkpad or in  
poor repair? Or a box entirely missing?

Please let us know at  
[letterboxing@warrencountyny.gov](mailto:letterboxing@warrencountyny.gov)

or

518-761-6410



## What is the First Wilderness?

*"Wilderness is not a luxury, but a necessity of the human spirit"*  
- Edward Abbey

*The Adirondacks were the first place where Americans realized that wilderness was going to be a distinguishing and permanent feature of their civilization. By the 1890s, the Adirondack Park was created as the largest protected wilderness area east of the Mississippi. Since then, the Adirondack Park has challenged each generation to define the role of wilderness in our increasingly urbanized civilization.*

*The First Wilderness Heritage Corridor unites communities along the Upper Hudson River in celebrating their shared history along the earliest route into the heart of the Adirondack Mountains.*

*learn more at [FirstWilderness.com](http://FirstWilderness.com)*

## What is Letterboxing?

Letterboxing is a fun treasure hunt activity, incorporating orienteering, art, and puzzle solving.



Letterboxing got its start in 1854 in England, when a National Park guide placed a jar for visitors with his calling card inside, and an invitation for those who found the jar to leave their own cards. After awhile, visitors started leaving postcards or notes in the jar, and the next visitor would return them by mail. ("Letterbox" is the British term for Mailbox.).

Eventually, instead of calling or postcards, visitors started using hand-carved rubber stamps to leave their mark in a logbook, which is the current practice today. After an article in Smithsonian Magazine in 1998, letterboxing caught on in the U.S., and there are now over 90,000 active letterboxes in North America.

## Letterboxing in the First Wilderness


At each letterboxing site in the First Wilderness, you will search for a hidden, weather-proof box, with a logbook, a hand-carved stamp, and an inkpad. Use the provided clues, which are in the form of a riddle, to help find the box. Once you find the box, use the stamp to mark this passport. Leave a note, along with your own stamp if you have one, in the logbook. Make sure to return all items to the box and hide it back carefully where you found it for the next adventurer. It's a good idea to bring your own inkpad, if you have one, just in case the one in the box is missing.



## Bonus Box

*visit [firstwilderness.com](http://firstwilderness.com) for details*

CLUE:



COMMENTS:

RATING:



DATE COMPLETED:

## Bonus Box

visit [firstwilderness.com](http://firstwilderness.com) for details



STAMP

CLUE:

COMMENTS:

DATE COMPLETED:

RATING:



## Want More Information?

Visit [firstwilderness.com](http://firstwilderness.com) for an interactive map with more details about each site, driving directions, and fun things to do nearby each one. You can also visit a local Chamber of Commerce or Visitors' Center and staff there may be able to assist you.

## Share the Fun

Post pictures of your First Wilderness letterboxing adventures on social media with the tags [#firstwilderness](https://twitter.com/firstwilderness) and [#firstwildernessletterboxing](https://twitter.com/firstwildernessletterboxing). Please don't post the actual box locations, though. We don't want to spoil the fun for other adventurers!

## Complete the Challenge and Receive a Patch

Find at least **20** of the First Wilderness letterboxing sites and receive a free embroidered First Wilderness patch!

Mail your completed passport to:  
**Warren County Planning Department**  
**1340 State Route 9**  
**Lake George NY 12845**

We will return your passport along with a patch.  
Or visit [firstwilderness.com](http://firstwilderness.com) to learn how to submit your completed passport online.



## Letterbox Locations



*\*finding the letterboxes at events and museums open seasonally is not required to obtain a patch, but we'd love for you to visit them. If you find all 28 letterboxes, you'll earn an additional reward! Visit [firstwilderness.com](http://firstwilderness.com) for more details about event dates and museum hours, along with a detailed map and driving directions to each site, as well as things to do nearby.*



## Grandmother Tree Nature Trail

*Town of Warrensburg*

*Pack Demonstration Forest, 136 Pack Forest Rd, Warrensburg*


### CLUE:

In 1797, the Woodward family bought  
a tract of land near Warrensburg full  
of trees that loggers sought.  
Mr. Woodward nearly sold a large white  
pine to pay for dishes  
But Mrs. Woodward proclaimed,  
"No, that is against my wishes."  
As you trek along this trail,  
closely read all the signs;  
keep your eyes open for the  
most special of pines.  
Near the 300 year old beauty, you'll find  
a box under the walkway.  
Now you've neared the end of the trail,  
What a lovely way to spend the day!

### RATING:



### STAMP



### COMMENTS:

### DATE COMPLETED:



## Veterans' Park

Town of Warrensburg



River Street, Warrensburg. This letterbox is ADA accessible 

STAMP

### CLUE:

Head to this idyllic park on the banks of the Schroom, you're likely to see ducks - maybe even a loon.

View the monuments honoring our veterans, along with a memorial to Sergeant Frederick H. Flynn.

Search the round bed filled with beautiful blooms, the box is nearby, one correctly presumes. In a birdhouse painted in patriotic colors, the box that you search for you will discover.

COMMENTS:

DATE COMPLETED:

RATING:



34

1. Alfred Monroe Park *page 8*
2. Horicon Museum *page 9*
3. Bartonville Mountain *page 10*
4. Brant Lake Winter Carnival: annual event held in mid-February\* *page 11*
5. Dynamite Hill *page 12*
6. Chester Museum of Local History: open seasonally\* *page 13*
7. Kipp Mountain *page 14*
8. Loon Lake Beach *page 15*
9. Ski Bowl Park *page 16*
10. Tannery Pond *page 17*
11. Peaked Mountain Trail *page 18*
12. North Creek Depot Museum *page 19*
13. Cod Pond *page 20*
14. Thurman Maple Days *page 21*
15. Fall Farm Tour *page 22*
16. Thurman Station *page 23*
17. Green Meadows Park *page 24*
18. Dean Homestead Museum *page 25*
19. Dean Farm Trails *page 26*
20. Stony Creek Mountain Days: annual event held in August\* *page 27*
21. Wayside Beach *page 28*
22. Kinnear Museum *page 29*
23. Adirondack Folk School *page 30*
24. Harris Preserve *page 31*
25. Warren County Fish Hatchery *page 32*
26. Mill Historic District Park *page 33*
27. Veterans' Park *page 34*
28. Grandmother Tree Trail *page 35*

7

## Alfred Monroe Park

*Town of Horicon*



*Corner of Valentine Pond Road and Johnson Road, Adirondack*

STAMP

CLUE:

Head to this hamlet that shares its name  
with the big New York park  
of much larger fame.  
Play baseball or tennis at  
Alfred Monroe Park;  
when you've made it this far,  
you're close to the mark.  
Walk a bit west,  
find Adirondack Honor Roll near the creek;  
at the corner of a rock wall  
you'll find what you seek.

COMMENTS:

DATE COMPLETED:

RATING:



8



## Historic Mills District Park

*Town of Warrensburg*

*180 River St, Warrensburg*

STAMP

CLUE:

Mills of all sorts are rich in our history;  
head to Mill Historic Park to solve  
this mystery.  
Stop at the gazebo and  
feel the river breeze;  
Visit during the Farmer's Market to buy  
some local cheese.  
Continue on your way to the wall  
made of rocks;  
Look near the corner and you'll find the  
hidden box.

COMMENTS:

RATING:



DATE COMPLETED:

33

## Fish Hatchery

*Town of Warrensburg*

145 Echo Lake Rd, Warrensburg



STAMP

CLUE:

Visit this bucolic spot along  
the Hudson River  
If you're a lover of fish, a trip  
here will deliver.  
Start at the rock that forecasts  
the weather;  
You'll find this box quickly if you  
work together.  
Stop by the well, close your eyes and  
make a wish,  
then head left down the hill and keep your  
eyes peeled for the fish.  
View Pond 11 filled with trout,  
rainbow or brook;  
You'll find what you search for  
if you carefully take a look.

COMMENTS:

DATE COMPLETED:

RATING:



32



## Horicon Museum

*Town of Horicon*

6696 State Route 8, Brant Lake

CLUE:

At this 19th century farmhouse near  
the shores of Brant Lake  
explore the home and carriage house  
that the Robbins' family did make.  
It's now a museum filled with  
artifacts and photos,  
illustrating past industry from which  
our communities arose.  
In front of the museum, from the old  
school leans a big ornate stone.  
Carefully look behind it,  
and the box's location will be known.

STAMP

COMMENTS:

RATING:



DATE COMPLETED:

9

## Bartonville Mountain

*Town of Horicon*

27 Market Street, Brant Lake



STAMP

CLUE:

At Bartonville Mountain,  
head up the trail  
named for a nursery rhyme duo  
who filled up their pail.  
A quarter mile up, watch for a  
curlicue-shaped Hemlock,  
then around the corner,  
continue your walk.  
Keep your eyes open  
for a cluster of trees,  
and you should find the box you search  
for with relative ease.

COMMENTS:

DATE COMPLETED:

RATING:



10



## Harris Preserve

*Town of Lake Luzerne*

Corner of Potash Rd and Dunkley Rd, Lake Luzerne

CLUE:

Off a remote country road in  
beautiful Lake Luzerne  
sits a trail to a mountain with a peak  
tough to earn.  
Follow the path to the nature trail;  
turn right over the babbling brook,  
After 2/10ths of a mile, you'll see  
a big rock on your left if you look.  
Next to a tree with a sign,  
find a hole in the rock.  
Make a stamp in your passport,  
then continue your walk.  
Take a break at the bench  
and enjoy the view,  
you can sit and relax now that  
you've solved the clue.

STAMP

COMMENTS:

RATING:



DATE COMPLETED:

31

## Adirondack Folk School

Town of Lake Luzerne

51 Main St, Lake Luzerne



STAMP

CLUE:

On the site of a tannery from days gone by  
A 100' smokestack still points to the sky.  
Once an elementary school and Town Hall of yore,  
Folks come from all over to learn and explore.  
Tradition and culture abound in our rooms,  
Where you may create baskets, rugs,  
tables or brooms.  
You might make soaps, a quilt or canoe—  
There are hundreds of choices to discover and do!  
Hearts, Minds and Hands meet  
where there are forges,  
Now walk 'round the back to a spot  
that's quite gorgeous!  
Look for our letterbox, and you shall not fail  
if you search near the head of the Riverside Trail.  
Another time, come back to us,  
all you lads and lasses:  
We love to share the fun and joy of our  
amazing classes!

RATING:



COMMENTS:

DATE COMPLETED:

30



## Brant Lake Winter Carnival

Town of Horicon

*Special Event Letterbox.* Available only during the event, held one Saturday annually in February.  
Visit [firstwilderness.com](http://firstwilderness.com) for details.

CLUE:

Head this February to Brant Lake  
off Route 8,  
for a carnival event that's  
sure to be great.  
Get out on the ice and join in the fun,  
There are trophies for all sorts  
of games to be won.  
Outhouse races, human Fooseball,  
fireworks and broomball,  
It's a day on the lake with food and  
merriment for all.  
Visit our local officials and watch as the  
cookware goes flying;  
The box that you seek will be near the  
pans used for frying.

RATING:



STAMP

COMMENTS:

DATE COMPLETED:

11

## Dynamite Hill

*Town of Chester*

*Dynamite Hill Rd, Chestertown*



STAMP

CLUE:

If to the "Small Mountain" of  
"Big Firecrackers" you go,  
Start at the place where people  
"Go to Know".  
Follow the looping path that  
gives you a "Taste",  
Of the Adirondacks,  
if you don't make too much haste.  
Find four strong Tolkien "ents",  
"tree-men" standing in a square,  
Stand in the middle and you are there!

COMMENTS:

DATE COMPLETED:

RATING:



12



## Kinnear Museum

*Town of Lake Luzerne*

*52 Main Street, Lake Luzerne*

CLUE:

This Victorian home just west of the lake  
Was part of a business that leather  
from hides did make.  
The Garnar Tannery had  
another office in the city  
Though this site was far more pretty.  
A Garnar descendent, Miss Frances Kinnear,  
Once made her home right here.  
Her family's business used hemlock and hide  
To make book leather, sold far and wide.  
There's a carriage house out in back  
It once stored horses to use for a hack.  
Now barn doors are closed tight with a lock  
But, perhaps at the steps,  
you may find a box.

STAMP

COMMENTS:

RATING:



DATE COMPLETED:

29

## Wayside Beach

Town of Lake Luzerne

Route 9N and Mill Rd, Lake Luzerne



STAMP

CLUE:

Emerald Lake Luzerne with  
"Ivy Isle, so small it seems to float",  
is a lovely spot for those who'd like  
to swim, sunbathe or boat.  
Enjoy these activities at  
serene Wayside Beach,  
take in the view from a shady bench;  
the box will be in easy reach.

COMMENTS:

DATE COMPLETED:

RATING:



28



## Chester Museum of Local History

Town of Chester

6307 State Route 9, Chestertown. This letterbox is ADA accessible

**NOTE:** this box is inside and is available only during open hours. Visit [firstwilderness.com](http://firstwilderness.com) for details

CLUE:

In the old central school  
built under the New Deal,  
sits a small museum that to history  
lovers will appeal.  
Head upstairs, next to the YMCA,  
a world of years gone by  
you'll enter through the doorway.  
Tourism, farming, tanning  
and early industry,  
maps, photos and displays  
illustrate historic activity.  
Explore the middle room filled  
with items from Chester's past.  
Look near the wooden farm tools  
and you'll find the box at last.

STAMP

COMMENTS:

RATING:



DATE COMPLETED:

13

## Kipp Mountain

Town of Chester

Ben Culver Road, Chestertown



STAMP

CLUE:

Begin your hunt for this box  
on a mountain named Kipp.  
The view from the top  
makes it worth the trip.  
On the way up the trail,  
find a sign naming each peak.  
Under a platform nearby,  
you'll find what you seek.

COMMENTS:

DATE COMPLETED:

RATING:



14



## Stony Creek Mountain Days

Town of Stony Creek

**Special Event Letterbox:** available only during the event, held one weekend in August.  
Visit [firstwilderness.com](http://firstwilderness.com) for details.

CLUE:

On a weekend in August head to the  
park in Stony Creek.  
For an exciting event you're sure  
to find unique.  
Watch New York lumberjacks take the  
stage and compete;  
these skilled woodsmen will no doubt  
impress with their feats.  
Crosscut, hot saw, underhand chop  
and ax throw,  
enjoy food, music and crafts  
while you watch the show.  
Saunter around the festival to the  
Chamber of Commerce booth,  
the letterbox's location in that spot you  
will sleuth.

STAMP

COMMENTS:

RATING:



DATE COMPLETED:

27



## Dean Farm Trails

*Town of Stony Creek*

*Murray Road, Stony Creek*



STAMP

CLUE:

Head out to this old farm in the  
Town of Stony Creek.  
The peace, quiet and beauty will  
make it the highlight of your week.  
Follow Meadow Ramble East  
then take a left on trail 6A;  
Climb the hidden stair,  
at the top, stop and stay.  
Look for your treasure in the  
middle of a tree  
that resembles an 8-armed creature  
from deep in the sea.

COMMENTS:

DATE COMPLETED:

RATING:



26



## Loon Lake Beach

*Town of Chester*

*State Route 8, Chestertown*

CLUE:

Head out Route 8 to this  
beach on Loon Lake;  
a perfect spot to swim, sunbathe,  
and take a restful break.  
Have a picnic, savor the view,  
watch the kayaks,  
and take a little saunter.  
You'll find what you search for  
under a bench near the water.

STAMP

COMMENTS:

RATING:



DATE COMPLETED:

15

## Ski Bowl Park

Town of Johnsburg

Ski Bowl Rd, North Creek



STAMP

CLUE:

Head to this bowl where  
everyone loves to ski.  
You'll be amazed  
at all there is to do and see!  
Look for an arbor, and the beautiful flowers;  
finding this spot shouldn't take you hours.  
Past the pond, continue your walk,  
find what you search for  
near the bench and big rock.

COMMENTS:

DATE COMPLETED:

RATING:



16



## Dean Homestead Museum

Town of Stony Creek

Lanfear Rd, Stony Creek. This letterbox is ADA accessible

CLUE:

Built in 1871 by Francis J. Dean,  
with the help of Enrique Sage,  
who was only 19,  
the homestead still stands in the center  
of a once-thriving scene  
of agriculture, including crops of  
hay, corn, oats and beans.  
Horses, cows, pigs, sheep, apples and  
honey,  
the Dean homestead was a model  
of self-sufficiency.  
Stand at the east side of the home  
and view a small Church building to the side,  
look closely and to the box  
your eyes will you guide.

STAMP

COMMENTS:

RATING:



DATE COMPLETED:

25

## Green Meadows Park

Town of Stony Creek



Corner of Lanfear Rd and Harrisburg Rd, Stony Creek.

STAMP

CLUE:

Travel along the Hudson to this town  
formed by a history of logging and tanning,  
the tranquility of this small hamlet  
you will likely find enchanting.

At the "Four Corners" in the town's center,  
head north to Green Meadows Park.

Look for the small memorial  
to John O'Neill not far from the flag,  
and you'll be close to the mark.

COMMENTS:

DATE COMPLETED:

RATING:



24



## Tannery Pond Center

Town of Johnsburg

228 Main St, North Creek. This letterbox is ADA accessible

**NOTE:** this box is inside and is available only during open hours. Visit [firstwilderness.com](http://firstwilderness.com) for details

CLUE:

There once was a pond  
but no longer.  
Now a building where you  
can ponder  
Fine art work and a show.  
From a bench, look below  
For the prize that caused you  
to wander.

STAMP

COMMENTS:

RATING:



DATE COMPLETED:

17

## Peaked Mountain Pond Trail

Town of Johnsburg

Thirteenth Lake Trailhead, Beach Rd North River



STAMP

CLUE:

Start at the trailhead on the shores of Thirteenth Lake.  
The trail to Peaked Mt. Pond is the one you'll want to take.  
Follow the trail for 4/10ths of a mile, it's a pretty hike that should only take a little while.  
Keep an eye out for a fire ring and campsite number ten.  
Just past, look left near a big rock; be sure to hide box well again.

COMMENTS:

DATE COMPLETED:

RATING:



18



## Thurman Station

Town of Thurman

Intersection of State Route 409 and Warrensburg Road, Athol. This letterbox is ADA accessible

CLUE:

In 1870, the Adirondack Railway pushed north through Thurman Station, fulfilling Durant's vision for our growing industrial nation.  
Along the river, North Creek, the train headed toward carrying miners, tourists and skiers, All Aboard!  
Spend some time exploring near the shiny red caboose.  
If you look very closely, this box's spot you will deduce

STAMP

COMMENTS:

RATING:



DATE COMPLETED:

23

## Fall Farm Tour

Town of Thurman

Martin's Tree Farm, 280 Valley Rd



STAMP

CLUE:

From the barn, pass house front; pass arbor;  
left through hemlock-spruce pathway.  
Go downhill, cross small stream, then to  
end; left on dirt road straightaway.  
Where road curves right  
count out 35 paces  
to trail; go left; keep going.  
Your prowess is "aces."  
Come to a "Y"; bear left at a tree wearing  
bark of white paper.  
Go on, turn right at the next trail you meet—  
you'll rock this caper.  
One more "Y". Bear right and proceed to an  
outhouse in clearing.  
Inside, the prize, the goal of your quest—  
in privy endearing.

COMMENTS:

DATE COMPLETED:

RATING:



22

## North Creek Depot Museum

Town of Johnsburg

5 Railroad Place, North Creek. This letterbox is ADA accessible



STAMP

CLUE:

Built in 1872 at the  
end of the D&H line,  
the train carried logs, and  
ore from the mine.  
On a dark and stormy night in 1901,  
Teddy Roosevelt from this depot to  
the presidency did run.  
In the 1930's visitors flocked  
from the city to ski,  
and then titanium in World War II  
carried on our industry.  
Carefully explore the platform  
all around the station;  
look for old gondola seats  
and find the box without frustration.

COMMENTS:

RATING:



DATE COMPLETED:

19

## Cod Pond

Town of Thurman



Route 8: 14.9 miles west of Rte 8/Rte 28N intersection, on left side of road

STAMP

CLUE:

Past Wevertown, Johnsburg,  
Bakers Mills on Route 8,  
Keep your eyes open for the trail sign and  
its start at the gate.  
Listen to the birdsong and  
the sound of the breeze,  
as it ripples through the  
forest of Adirondack trees.  
Follow the yellow markers along the  
trail to the pond.  
Of the view from this spot,  
you're sure to be fond.  
Rest for a moment at the end of your walk;  
then head left and find the box  
near the big pointy rock.

COMMENTS:

DATE COMPLETED:

RATING:



20



## Thurman Maple Days

Town of Thurman

Note: this clue involves some driving. Start at Thurman Town Hall, 311 Athol Rd, Athol

STAMP

CLUE:

Start at the Thurman highway garage  
and Town Hall  
with sidewalks and bushes and flag pole so tall.  
On highway head west, up 'round a sharp curve;  
Use caution, look sharp; use care not to swerve.  
Take first left. The road's named for  
spring thaw "season".  
(It's paved these days, for that very reason).  
Climb higher and higher to 269.  
On left see "It's Wicked" right on the sign.  
Turn left to the shack with a taste that is sweet  
Park on right, by its porch,  
then stand on your feet.  
Circle building you see, in direction of a clock.  
First pass Old Glory, circle last past rock.  
This poem is silly, even quite "sappy".  
Follow instinct, don't "buck it", and  
you'll be so happy!

COMMENTS:

RATING:



DATE COMPLETED:

21