

*Warren County Department of Social Services*

---

*Sheila M. Weaver*  
*Commissioner*

*Suzanne F. Wheeler*  
*Deputy Commissioner*

*1340 State Route 9*  
*Lake George, New York 12845-3434*  
*Telephone 518-761-6300*  
*Fax 518-761-6314*

**SOCIAL SERVICES COMMITTEE AGENDA**

**August 26, 2010**

1. Committee meeting called to order by Chairman.
2. Motion to approve minutes of prior committee meeting.

**Action Agenda**

1. **Request:** Permission to Julianna Pearl to PSA New Worker Institute in Albany from 10/4 – 10/7/10 and 10/18 – 10/21/10.

**Rationale:** Julianna is responsible for supervision of this program area and needs to enhance her working knowledge of this program area.

2. **Request:** Permission to send Katie Dion to Child Protective Response Training in Buffalo from 10/25 – 10/29/10 and 11/15 – 11/19/10 in Buffalo, NY.

**Rationale:** She is an employee responsible for Child Protective Services and is mandated to obtain this training.

3. **Request:** Permission to amend the MOU between Social Services and Veterans' Services to increase mileage.

**Rationale:** We have not raised mileage since 1997.

4. **Request:** Permission to transfer \$600.00 from Contracts to Furniture and Furnishing.

**Rationale:** We need to purchase two new chairs.

**Old business/Pending Items**  
**Topics for Discussion**

1. Overtime Report.
2. Budget status report.

# Countryside COMMITTEE

August 26, 2010

## Action Agenda

1. **Request:** Permission to transfer \$10,000.00 From A.6030 130 Salaries Part time to A.6030 120 to Salaries Overtime

**Rationale:** We have spent 83% of our overtime due to staff out on medical leave and need this additional money to get through the remainder of 2010.

## Old business/Pending Items

- 1) Committee to establish a sub-Committee to make the determination of the future of Countryside Adult Home and decide how to deal with the repercussions. (01.22.10)
- 2) Commissioner Weaver to conduct further research pertaining to the use of available space at Countryside for temporary housing for the homeless. (03.26.10)
- 3) Committee tabled discussion on request for a resolution to pursue a Social Adult Day Care Waiver from the State pending further statistical details regarding the demand for such services in Warren County. (04.23.10)
- 4) Committee tabled request for transfer of funds from part-time to overtime in the amount of \$20,000 until later in the year (05.28.10)

## Topics for Discussion

1. Overtime – 16.9 hours for the past 2 pay cycles, ↓ 42.2 hours overall from last year's figures.
2. Current Census: 41 Residents, 1 at rehab
  - a. 16 Men, 27 Women
  - b. Average Age: 74.8
3. Referrals for the Month:
  - a. Nine (9) - (1) didn't want to come, (1) was looking for respite, (1) is out of State, (1) has an appointment today, (1) just got yesterday, (1) coming in Friday, (1) is respite only, (2) brother and sister, looking at September. We have one pending referral from June that should be a resident by the end of the month and another was supposed to come in yesterday but had a car accident.
  - b. Admissions/Discharges: One (1) discharge.
4. VA Aid & Attendance Applications
  - a. We now have nine (9) applications completed in full with all necessary paperwork, and sent in to the VA. We have received letters from the VA stating they received our applications.
  - b. We are still awaiting the proper paperwork (discharge papers from the VA, marriage licenses, death certificates) on the other seven (7) individuals.

## Overtime Report

### *Pay period ending 6/17/10*

Foster Care after hours	11.75
CPS after-hours	19.8
CPS Backlog	<u>9</u>
	40.55

### *Pay period ending 6/22/09*

53.7

### *Pay period ending 7/4/10*

Foster Care after hours	12.7
CPS after-hours	42.6
CPS Backlog	<u>4.8</u>
	59.9

### *Pay period ending 7/9/09*

42.6

### *Pay period ending 7/18/10*

CPS after hours	46.4
CPS Backlog	<u>3.2</u>
	49.6

### *Pay period ending 7/20/09*

28.5

### *Pay period ending 8/1/10*

Foster Care after hours	.75
Preventive after hours	.9
CPS after-hours	56.87
CPS Backlog	<u>5.5</u>
	64.02

### *Pay period ending 7/27/09*

60.1

### *Pay period ending 8/16/10*

Foster Care after hours	.4
CPS after-hours	47.5
CPS Backlog	<u>5.45</u>
	53.35

### *Pay period ending 8/16/09*

33.3

**Total**

**267.42 Total Hours**  
**53.48 hours per pay period**

**218.2 Total Hours**  
**43.64 hours per pay period**

# **RESOLUTION REQUEST FORM NO. 10**

## ***Request for Transfer of Funds***

**TO:** JOAN SADY, CLERK, WARREN COUNTY BOARD OF SUPERVISORS

**FROM:** Sheila M. Weaver, Commissioner  
Name of Department

**SIGNED:** **DATE: 8/26/10**

<u>FROM CODE</u>	<u>TITLE</u>	<u>TO CODE</u>	<u>TITLE</u>	<u>AMOUNT</u>
A.6010 470	Contracts	A.6010 210		
	Furniture and Furninshing	\$600		

**Please state reason for transfers requested: We need to purchase chairs**

### **CONTINGENT FUND TRANSFER REQUESTS**

<u>FROM CODE</u>	<u>TITLE</u>	<u>TO CODE</u>	<u>TITLE</u>	<u>AMOUNT</u>
A.1990 439	Contingent Fund			

**Please state reason for transfer request:**

**Please file original request with Clerk of the Board and retain copy for your records.**

# RESOLUTION REQUEST FORM NO. 10

## Request for Transfer of Funds

**TO:** JOAN SADY, CLERK, WARREN COUNTY BOARD OF SUPERVISORS

**FROM:** Sheila M. Weaver, Commissioner  
Name of Department Social Services

**SIGNED:** **DATE:** 8/23/10

<u>FROM CODE</u>	<u>TITLE</u>	<u>TO CODE</u>	<u>TITLE</u>	<u>AMOUNT</u>
A.6030 130	Salaries – Part Time	A.6030 120	Salaries – Overtime	\$10,000.00

**Sample: A.4018.0020 110 Preventive Program – Family Health – Salaries – Regular \$xxx.xx**

**Please state reason for transfers requested: Lack of funds**

**\*Please note: All amounts must be in whole dollars – no cents.**

### CONTINGENT FUND TRANSFER REQUESTS

<u>FROM CODE</u>	<u>TITLE</u>	<u>TO CODE</u>	<u>TITLE</u>	<u>AMOUNT</u>
A.1990 469	Contingent Account- Other Payments/Contributions			

**Please state reason for transfer request:**

**Please file original request with Clerk of the Board and retain copy for your records.**

SCHEDULE "A"  
AUTHORIZATION TO ATTEND MEETING OR CONVENTION

**Check one:**

- In-State (needs Supervisory Committee authorization)
- Out-Of State (needs Board resolution)

The Social Services Committee hereby authorizes Katie Dion  
(Supervisory Committee) (Employee Name)

to attend Child Protective Services Response Training  
(Name of meeting or organization)

at 1695 Elmwood Ave. , Buffalo, NY (Hotel is Marriott Hotel Amherst)  
(Address)

on 10/24-10/29/10 and 11/14-11/19/10 . Mode of transportation to be  
used N/A  
(Dates) (County Vehicle or Mass Transportation)

If the mode of transportation is not a county vehicle or mass transportation, please  
explain: Per the discretion of the Commissioner

**Proper documentation must be attached when submitting for approval.**  
(Please check documents attached)



- Notice of meeting or convention including cost.

**For Overnight Travel**

- Room rate \$ \$49.50 GSA \* Rate \$ \_\_\_\_\_
- Meal costs - GSA \*per diem rate \$ \$13.00/day (lunch) and \$29.00 dinner for  
last day of training each week only \*[www.gsa.gov](http://www.gsa.gov)

Date: 8/19/10

Date: 8/26/10

  
Department Head Signature  
  
Committee Chairman Signature

Please refer to the Warren County Travel Policy and County Vehicle Use Regulations  
for general policy guidelines.

\*\*\*\*\*

Please check to request a fleet vehicle.

**REQUEST FOR USE OF FLEET VEHICLE**

\*\*\*\*\*

**Filing Instructions:**

1. Original with voucher to Auditor.
2. Copy to Frank Morehouse if fleet vehicle is needed.
3. Copy to Clerk of the Board with Resolution Request form if out-of-state travel.
4. Copy to Purchasing with Purchase Order, if required.
5. Copy to Commissioner of Administrative and Fiscal Services if credit card will be used.

**SCHEDULE "A"**  
**AUTHORIZATION TO ATTEND MEETING OR CONVENTION**

**Check one:**

- In-State (needs Supervisory Committee authorization)
- Out-Of State (needs Board resolution)

The Social Services Committee hereby authorizes Julianna Pearl, New CASA  
caseworker  
(Supervisory Committee) (Employee Name)

to attend PSA New Worker Institute  
(Name of meeting or organization)

at Holiday Inn Express 300 Broadway, Albany, NY  
(Address)

on 10/4-10/7/10 and 10/18-10/21/10 Mode of transportation to be used  
N/A  
(Dates) (County Vehicle or Mass Transportation)

If the mode of transportation is **not** a county vehicle or mass transportation, please explain: Per the discretion of the Commissioner

**Proper documentation must be attached when submitting for approval.**


(Please check documents attached)

- Notice of meeting or convention including cost.

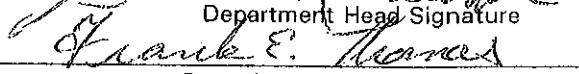
**For Overnight Travel**

- Room rate \$ \$55.00 GSA \* Rate \$ \_\_\_\_\_
- Meal costs - GSA \*per diem rate \$ \$15.00/day (lunch) \*www.gsa.gov

Date: 8/19/10

  
Department Head Signature

Date: 8/26/10

  
Committee Chairman Signature

Please refer to the Warren County Travel Policy and County Vehicle Use Regulations for general policy guidelines.

\*\*\*\*\*

Please check to request a fleet vehicle.

**REQUEST FOR USE OF FLEET VEHICLE**

\*\*\*\*\*

Filing Instructions:

1. Original with voucher to Auditor.
2. Copy to Frank Morehouse if fleet vehicle is needed.
3. Copy to Clerk of the Board with Resolution Request form if out-of-state travel.
4. Copy to Purchasing with Purchase Order, if required.
5. Copy to Commissioner of Administrative and Fiscal Services if credit card will be used.

SCHEDULE "A"  
AUTHORIZATION TO ATTEND MEETING OR CONVENTION

Check one:

- In-State (needs Supervisory Committee authorization)
- Out-Of State (needs Board resolution)

The Social Services (Supervisory Committee) hereby authorizes Margaret Sing Smith (Employee Name)

to attend Strengthening Organizations Training (Name of meeting or organization)

at Senatoga Hampton Inn (Address)

on Sept 15+16, 2010 (Dates) Mode of transportation to be used County vehicle (County Vehicle or Mass Transportation)

If the mode of transportation is not a county vehicle or mass transportation, please explain:

Proper documentation must be attached when submitting for approval.  
(Please check documents attached)

Notice of meeting or convention including cost. Free - no charge to County

For Overnight Travel

Room rate \$ \_\_\_\_\_ GSA\* Rate \$ \_\_\_\_\_  
 Meal costs - GSA\*per diem rate \$ \_\_\_\_\_

\*www.gsa.gov

Date: 8-26-10

Margaret Sing Smith  
Department Head Signature

Date: 8/26/10

Frank E. Thomas  
Committee Chairman Signature

Please refer to the Warren County Travel Policy and County Vehicle Use Regulations for general policy guidelines.

Please check to request a fleet vehicle.

REQUEST FOR USE OF FLEET VEHICLE

Filing Instructions:

1. Original with voucher to Auditor.
2. Copy to Frank Morehouse if fleet vehicle is needed.
3. Copy to Clerk of the Board with Resolution Request form if out-of-state travel.
4. Copy to Purchasing with Purchase Order, if required.
5. Copy to Commissioner of Administrative and Fiscal Services if credit card will be used.

**BUDGET ANALYSIS**

REVENUE AND EXPENDITURES FOR 2010 AS OF 8/26/2010 8:18:01 AM

FUND(S): A, CL, D, DM, EF, GI, MS, SD, V

CODE(S): 6010, 6030, 6050, 6055, 6070, 6100, 6106, 6109, 6119, 6123, 6129, 6140, 6141, 6142, 9785, 7311, 7312, 7313

EXPENSES	2010 BUDGETED	2010 YTD ACTUAL	2009 Prior Year Totals
Salaries - Regular	\$5,743,072.42	\$3,390,221.87	\$5,736,435.52
Salaries - Overtime	\$76,678.24	\$46,515.29	\$89,601.61
Salaries - Part Time	\$82,568.64	\$19,204.68	\$0.00
Salaries - Sick Leave Incentive	\$13,600.00	\$0.00	\$11,950.00
100's PERSONAL SERVICES	\$5,915,919.30	\$3,455,941.84	\$5,837,987.13
200's EQUIPMENT	\$7,823.54	\$437.94	\$29,045.58
400's CONTRACTUAL	\$23,041,588.58	\$12,115,481.90	\$23,971,437.72
600's INDEBTEDNESS	\$116,367.00	\$19,232.35	\$118,150.16
700's INDEBTEDNESS	\$94,399.00	\$8,312.53	\$98,615.80
800's EMPLOYEE BENEFITS	\$2,795,528.00	\$1,572,376.02	\$2,435,231.12
<b>TOTALS</b>	<b>\$31,971,625.42</b>	<b>\$17,171,782.58</b>	<b>\$32,490,467.51</b>

REVENUES	2010 BUDGETED	2010 YTD ACTUAL	2009 Prior Year Totals
	\$17,461,012.00	\$6,530,951.15	\$19,132,896.41

**As of 8/26/10 for 16 payrolls**

Social Services	YTD 2010	YTD 2009	YTD 10v09	Percentage Change	Estimated Annual Exp	Budget 2010
regular	\$ 2,878,550.47	\$ 2,967,537.83	\$ (88,987.36)	-3.00%	\$ 4,677,644.40	\$ 4,875,854.92
Overtime	\$ 27,030.28	\$ 36,142.34	\$ (9,112.06)	-25.21%	\$ 43,924.14	\$ 54,000.00
Part Time	\$ 10,084.68	\$ -	\$ 10,084.68	0.00%	\$ 16,387.54	\$ 27,813.64
Sick Incentive	\$ -	\$ -	\$ -	0.00%	\$ 9,600.00	\$ 9,600.00
Totals	\$ 2,915,665.43	\$ 3,003,680.17	\$ (88,014.74)	-2.93%	\$ 4,747,556.08	\$ 4,967,268.56

**Countryside Adult Home**

regular	\$ 499,856.90	\$ 603,096.57	\$ (103,239.67)	-17.12%	\$ 812,267.30	\$ 847,364.50
Overtime	\$ 19,485.01	\$ 20,187.55	\$ (702.54)	-3.48%	\$ 31,663.06	\$ 22,678.24
Part Time	\$ -	\$ -	\$ -	0.00%	\$ -	\$ 33,975.00
Sick Incentive	\$ -	\$ -	\$ -	0.00%	\$ -	\$ 4,000.00
Totals	\$ 519,341.91	\$ 623,284.12	\$ (103,942.21)	-16.68%	\$ 843,930.36	\$ 908,017.74

# Revenue Budget Performance Report

From Date: 1/1/2010 To Date: 8/26/2010

Account Number	Account Description	Adopted Budget	Budget Amendments	Amended Budget	Current Month Transactions	Encumbrances	YTD Transactions	Budget - YTD Transactions	% Used/ Rec'd	Prior Year Total
<b>Fund: A General</b>										
<b>Department: 6010 Social Services</b>										
<b>REVENUE</b>										
1801	Repay of Medical Assist	\$0.00	\$0.00	\$0.00	\$0.00	\$0.00	\$0.00	\$0.00	+++	\$0.00
1809	Repay of Aid to A.D.C.	\$0.00	\$0.00	\$0.00	\$0.00	\$0.00	\$0.00	\$0.00	+++	\$0.00
1810	Administration	\$40,000.00	\$0.00	\$40,000.00	\$2,511.75	\$0.00	\$23,051.75	\$16,948.25	58%	\$0.00
1811	Medical Incentive Earning	\$55,000.00	\$0.00	\$55,000.00	\$4,591.58	\$0.00	\$32,193.10	\$22,806.90	59%	\$0.00
1819	Repay of Child Care	\$0.00	\$0.00	\$0.00	\$0.00	\$0.00	\$0.00	\$0.00	+++	\$0.00
1823	Repay of Juv Delqnt Care	\$0.00	\$0.00	\$0.00	\$0.00	\$0.00	\$0.00	\$0.00	+++	\$0.00
1829	Repay of State Train Sch	\$0.00	\$0.00	\$0.00	\$0.00	\$0.00	\$0.00	\$0.00	+++	\$0.00
1840	Repay of Home Relief	\$0.00	\$0.00	\$0.00	\$0.00	\$0.00	\$0.00	\$0.00	+++	\$0.00
1842	Repay Emer Aid for Adults	\$0.00	\$0.00	\$0.00	\$0.00	\$0.00	\$0.00	\$0.00	+++	\$0.00
1855	Repayments of Day Care	\$0.00	\$0.00	\$0.00	\$0.00	\$0.00	\$0.00	\$0.00	+++	\$0.00
1870	Repay Soc. Srv Recipients	\$0.00	\$0.00	\$0.00	\$0.00	\$0.00	\$0.00	\$0.00	+++	\$0.00
2655	Minor Sales, Other	\$0.00	\$0.00	\$0.00	\$0.00	\$0.00	\$10.00	(\$10.00)	+++	\$0.00
2701.	Refund of Prior Year Expense	\$0.00	\$0.00	\$0.00	\$3,673.75	\$0.00	\$5,349.04	(\$5,349.04)	+++	\$0.00
3601	Medical Assistance	\$0.00	\$0.00	\$0.00	\$0.00	\$0.00	\$0.00	\$0.00	+++	\$0.00
3606	Special Needs	\$0.00	\$0.00	\$0.00	\$0.00	\$0.00	\$0.00	\$0.00	+++	\$0.00
3609	Aid for Family Assistance	\$0.00	\$0.00	\$0.00	\$0.00	\$0.00	\$0.00	\$0.00	+++	\$0.00
3610	Social Services Admin	\$1,422,478.00	\$0.00	\$1,422,478.00	\$0.00	\$0.00	\$735,461.00	\$687,017.00	52%	\$0.00
3616	Local Administration Fund	\$0.00	\$0.00	\$0.00	\$0.00	\$0.00	\$0.00	\$0.00	+++	\$0.00
3619	Child Care	\$0.00	\$0.00	\$0.00	\$0.00	\$0.00	\$0.00	\$0.00	+++	\$0.00
3640	Home Relief	\$0.00	\$0.00	\$0.00	\$0.00	\$0.00	\$0.00	\$0.00	+++	\$0.00
3642	Emergency Aid for Adults	\$0.00	\$0.00	\$0.00	\$0.00	\$0.00	\$0.00	\$0.00	+++	\$0.00
3661	Family & Child Srv Block	\$0.00	\$0.00	\$0.00	\$0.00	\$0.00	\$0.00	\$0.00	+++	\$0.00
4601	Medical Assistance	\$0.00	\$0.00	\$0.00	\$0.00	\$0.00	\$0.00	\$0.00	+++	\$0.00
4609	Aid for Dependent Children	\$0.00	\$0.00	\$0.00	\$0.00	\$0.00	\$0.00	\$0.00	+++	\$0.00
4610	Social Services Admin	\$4,528,269.00	\$0.00	\$4,528,269.00	\$0.00	\$0.00	\$1,929,302.00	\$2,598,967.00	43%	\$0.00
4615	Flexible Fund for Family Service	\$1,825,974.00	\$0.00	\$1,825,974.00	\$0.00	\$0.00	\$0.00	\$1,825,974.00	0%	\$0.00
4619	Foster Care	\$0.00	\$0.00	\$0.00	\$0.00	\$0.00	\$0.00	\$0.00	+++	\$0.00
4623	Juvenile Independent Live	\$0.00	\$0.00	\$0.00	\$0.00	\$0.00	\$0.00	\$0.00	+++	\$0.00
4640	Home Relief	\$0.00	\$0.00	\$0.00	\$0.00	\$0.00	\$0.00	\$0.00	+++	\$0.00
4661	Soc. Serv - Title IV-B Funds	\$0.00	\$0.00	\$0.00	\$0.00	\$0.00	\$0.00	\$0.00	+++	\$0.00
4689	Performance Award/Soc Srv	\$0.00	\$0.00	\$0.00	\$0.00	\$0.00	\$0.00	\$0.00	+++	\$0.00
<b>REVENUE Totals</b>		\$7,871,721.00	\$0.00	\$7,871,721.00	\$10,777.08	\$0.00	\$2,725,366.89	\$5,146,354.11	35%	\$0.00
<b>Department: 6010 Social Services Totals:</b>		\$7,871,721.00	\$0.00	\$7,871,721.00	\$10,777.08	\$0.00	\$2,725,366.89	\$5,146,354.11	35%	\$0.00
<b>Department: 6030 Countryside Adult Home</b>										
<b>REVENUE</b>										
1830	Repay - Adult Care, Pub Inst	\$582,000.00	\$0.00	\$582,000.00	\$39,392.45	\$0.00	\$303,758.14	\$278,241.86	52%	\$0.00
1831	Res. Hall - Activities Fund	\$0.00	\$0.00	\$0.00	\$0.00	\$0.00	\$0.00	\$0.00	+++	\$0.00

# Revenue Budget Performance Report

From Date: 1/1/2010 To Date: 8/26/2010

Account Number	Account Description	Adopted Budget	Budget Amendments	Amended Budget	Current Month Transactions	Encumbrances	YTD Transactions	Budget - YTD Transactions	% Used/ Rec'd	Prior Year Total
<b>Fund: A General</b>										
<b>Department: 6030 Countryside Adult Home</b>										
REVENUE										
1892	Charges for Soc. Ser. Empf	\$0.00	\$0.00	\$0.00	\$0.00	\$0.00	\$0.00	\$0.00	+++	\$0.00
2665	Sale of Equipment	\$0.00	\$0.00	\$0.00	\$0.00	\$0.00	\$0.00	\$0.00	+++	\$0.00
2680	Insurance Recoveries	\$0.00	\$0.00	\$0.00	\$0.00	\$0.00	\$1,498.30	(\$1,498.30)	+++	\$0.00
2680-01	Insurance Recoveries-	\$0.00	\$0.00	\$0.00	\$0.00	\$0.00	\$0.00	\$0.00	+++	\$0.00
	<b>Countryside</b>	\$0.00	\$0.00	\$0.00	\$0.00	\$0.00	\$0.00	\$0.00		\$0.00
	<b>2680 Insurance Recoveries Totals</b>	\$0.00	\$0.00	\$0.00	\$0.00	\$0.00	\$1,498.30	(\$1,498.30)		\$0.00
3630	Adult Care Pnv. Inst	\$574,219.00	\$0.00	\$574,219.00	\$0.00	\$0.00	\$260,097.00	\$314,122.00	45%	\$0.00
5785	Installment Purchase Debt	\$0.00	\$0.00	\$0.00	\$0.00	\$0.00	\$0.00	\$0.00	+++	\$0.00
	<b>REVENUE Totals</b>	\$1,156,219.00	\$0.00	\$1,156,219.00	\$39,392.45	\$0.00	\$565,353.44	\$590,865.56	49%	\$0.00
	<b>Department: 6030 Countryside Adult Home Totals:</b>	\$1,156,219.00	\$0.00	\$1,156,219.00	\$39,392.45	\$0.00	\$565,353.44	\$590,865.56	49%	\$0.00
<b>Department: 6050 Public Facil. For Children</b>										
REVENUE										
1850	Repay Pub. Facil (Children)	\$15,000.00	\$0.00	\$15,000.00	\$0.00	\$0.00	\$571.45	\$14,428.55	4%	\$0.00
3650	Detention Home	\$46,250.00	\$0.00	\$46,250.00	\$11,590.28	\$0.00	\$27,862.28	\$18,387.72	60%	\$0.00
	<b>REVENUE Totals</b>	\$61,250.00	\$0.00	\$61,250.00	\$11,590.28	\$0.00	\$28,433.73	\$32,816.27	46%	\$0.00
	<b>Department: 6050 Public Facil. For Children Totals:</b>	\$61,250.00	\$0.00	\$61,250.00	\$11,590.28	\$0.00	\$28,433.73	\$32,816.27	46%	\$0.00
<b>Department: 6055 Daycare</b>										
REVENUE										
1855	Repayments of Day Care	\$0.00	\$0.00	\$0.00	\$392.54	\$0.00	\$7,242.63	(\$7,242.63)	+++	\$0.00
3655	Daycare - Soc. Service	\$1,504,777.00	\$0.00	\$1,504,777.00	\$0.00	\$0.00	\$615,488.00	\$889,289.00	41%	\$0.00
	<b>REVENUE Totals</b>	\$1,504,777.00	\$0.00	\$1,504,777.00	\$392.54	\$0.00	\$622,730.63	\$882,046.37	41%	\$0.00
	<b>Department: 6055 Daycare Totals:</b>	\$1,504,777.00	\$0.00	\$1,504,777.00	\$392.54	\$0.00	\$622,730.63	\$882,046.37	41%	\$0.00
<b>Department: 6070 Services for Recipients</b>										
REVENUE										
1870	Repay Soc. Srv Recipients	\$0.00	\$0.00	\$0.00	\$0.00	\$0.00	\$1,859.87	(\$1,859.87)	+++	\$0.00
3670	Services for Recipients	\$132,500.00	\$0.00	\$132,500.00	\$0.00	\$0.00	\$0.00	\$132,500.00	0%	\$0.00
4670	Services for Recipients	\$265,000.00	\$0.00	\$265,000.00	\$0.00	\$0.00	\$199,427.00	\$65,573.00	75%	\$0.00
	<b>REVENUE Totals</b>	\$397,500.00	\$0.00	\$397,500.00	\$0.00	\$0.00	\$201,286.87	\$196,213.13	51%	\$0.00
	<b>Department: 6070 Services for Recipients Totals:</b>	\$397,500.00	\$0.00	\$397,500.00	\$0.00	\$0.00	\$201,286.87	\$196,213.13	51%	\$0.00
<b>Department: 6100 Medicaid</b>										
REVENUE										
3601	Medical Assistance	\$0.00	\$0.00	\$0.00	\$0.00	\$0.00	\$0.00	\$0.00	+++	\$0.00
3602	M.M.I.S.	\$0.00	\$0.00	\$0.00	\$0.00	\$0.00	\$0.00	\$0.00	+++	\$0.00
4488	Medicaid Stimulus	\$0.00	\$0.00	\$0.00	\$0.00	\$0.00	\$0.00	\$0.00	+++	\$0.00
4601	Medical Assistance	\$0.00	\$0.00	\$0.00	\$0.00	\$0.00	\$0.00	\$0.00	+++	\$0.00
	<b>REVENUE Totals</b>	\$0.00	\$0.00	\$0.00	\$0.00	\$0.00	\$0.00	\$0.00	+++	\$0.00
	<b>Department: 6100 Medicaid Totals:</b>	\$0.00	\$0.00	\$0.00	\$0.00	\$0.00	\$0.00	\$0.00	+++	\$0.00

# Revenue Budget Performance Report

From Date: 1/1/2010 To Date: 8/26/2010

Account Number	Account Description	Adopted Budget	Budget Amendments	Amended Budget	Current Month Transactions	Encumbrances	YTD Transactions	YTD Transactions	Budget - YTD Transactions	% Used/ Rec'd	Prior Year Total
<b>Fund: A General</b>											
<b>Department: 6101 Medical Assistance</b>											
<b>REVENUE</b>											
1801	Repay of Medical Assist	\$400,000.00	\$0.00	\$400,000.00	\$59,232.51	\$0.00	\$326,590.41	\$0.00	\$73,409.59	82%	\$0.00
3601	Medical Assistance	\$125,000.00	\$0.00	\$125,000.00	\$0.00	\$0.00	\$0.00	\$0.00	\$125,000.00	0%	\$0.00
4601	Medical Assistance	\$0.00	\$0.00	\$0.00	\$0.00	\$0.00	\$0.00	\$0.00	\$0.00	+++	\$0.00
<b>REVENUE Totals</b>		\$525,000.00	\$0.00	\$525,000.00	\$59,232.51	\$0.00	\$326,590.41	\$0.00	\$198,409.59	62%	\$0.00
<b>Department: 6101 Medical Assistance Totals:</b>		\$525,000.00	\$0.00	\$525,000.00	\$59,232.51	\$0.00	\$326,590.41	\$0.00	\$198,409.59	62%	\$0.00
<b>Department: 6102 MMIS - Local Share</b>											
<b>REVENUE</b>											
2772	Intergovernmental Transfers M.M.I.S.	\$0.00	\$0.00	\$0.00	\$0.00	\$0.00	\$0.00	\$0.00	\$0.00	+++	\$0.00
3602	M.M.I.S.	\$0.00	\$0.00	\$0.00	\$0.00	\$0.00	\$0.00	\$0.00	\$0.00	+++	\$0.00
<b>REVENUE Totals</b>		\$0.00	\$0.00	\$0.00	\$0.00	\$0.00	\$0.00	\$0.00	\$0.00	+++	\$0.00
<b>Department: 6102 MMIS - Local Share Totals:</b>		\$0.00	\$0.00	\$0.00	\$0.00	\$0.00	\$0.00	\$0.00	\$0.00	+++	\$0.00
<b>Department: 6106 Special Needs</b>											
<b>REVENUE</b>											
3606	Special Needs	\$970.00	\$0.00	\$970.00	\$0.00	\$0.00	\$0.00	\$0.00	\$970.00	0%	\$0.00
<b>REVENUE Totals</b>		\$970.00	\$0.00	\$970.00	\$0.00	\$0.00	\$0.00	\$0.00	\$970.00	0%	\$0.00
<b>Department: 6106 Special Needs Totals:</b>		\$970.00	\$0.00	\$970.00	\$0.00	\$0.00	\$0.00	\$0.00	\$970.00	0%	\$0.00
<b>Department: 6109 Aid To Dependent Children</b>											
<b>REVENUE</b>											
1809	Repay of Aid to A.D.C.	\$250,000.00	\$0.00	\$250,000.00	\$17,493.96	\$0.00	\$166,935.57	\$0.00	\$83,064.43	67%	\$0.00
3609	Aid for Family Assistance	\$688,694.00	\$0.00	\$688,694.00	\$0.00	\$0.00	\$112,098.00	\$0.00	\$576,596.00	16%	\$0.00
4609	Aid for Dependent Children	\$1,377,388.00	\$0.00	\$1,377,388.00	\$0.00	\$0.00	\$215,890.00	\$0.00	\$1,161,498.00	16%	\$0.00
<b>REVENUE Totals</b>		\$2,316,082.00	\$0.00	\$2,316,082.00	\$17,493.96	\$0.00	\$494,923.57	\$0.00	\$1,821,158.43	21%	\$0.00
<b>Department: 6109 Aid To Dependent Children Totals:</b>		\$2,316,082.00	\$0.00	\$2,316,082.00	\$17,493.96	\$0.00	\$494,923.57	\$0.00	\$1,821,158.43	21%	\$0.00
<b>Department: 6119 Child Care</b>											
<b>REVENUE</b>											
1819	Repay of Child Care	\$183,000.00	\$0.00	\$183,000.00	\$19,458.57	\$0.00	\$128,396.46	\$0.00	\$54,603.54	70%	\$0.00
3619	Child Care	\$1,908,286.00	\$0.00	\$1,908,286.00	\$0.00	\$0.00	\$357,336.00	\$0.00	\$1,550,950.00	19%	\$0.00
4619	Foster Care	\$269,842.00	\$0.00	\$269,842.00	\$0.00	\$0.00	\$407,447.00	\$0.00	(\$137,605.00)	151%	\$0.00
<b>REVENUE Totals</b>		\$2,361,128.00	\$0.00	\$2,361,128.00	\$19,458.57	\$0.00	\$893,179.46	\$0.00	\$1,467,948.54	38%	\$0.00
<b>Department: 6119 Child Care Totals:</b>		\$2,361,128.00	\$0.00	\$2,361,128.00	\$19,458.57	\$0.00	\$893,179.46	\$0.00	\$1,467,948.54	38%	\$0.00
<b>Department: 6123 Juvenile Delinquent Care</b>											
<b>REVENUE</b>											
1823	Repay of Juv Delinq Care	\$0.00	\$0.00	\$0.00	\$26.00	\$0.00	\$156.00	\$0.00	(\$156.00)	+++	\$0.00
1850	Repay Pub. Facil (Children)	\$0.00	\$0.00	\$0.00	\$0.00	\$0.00	\$0.00	\$0.00	\$0.00	+++	\$0.00
3623	Juv. Delinquents - Facility	\$2,625.00	\$0.00	\$2,625.00	\$0.00	\$0.00	\$0.00	\$0.00	\$2,625.00	0%	\$0.00
4623	Juvenile Independent Live	\$2,625.00	\$0.00	\$2,625.00	\$0.00	\$0.00	\$0.00	\$0.00	\$2,625.00	0%	\$0.00
<b>REVENUE Totals</b>		\$5,250.00	\$0.00	\$5,250.00	\$26.00	\$0.00	\$156.00	\$0.00	\$5,094.00	3%	\$0.00
<b>Department: 6123 Juvenile Delinquent Care Totals:</b>		\$5,250.00	\$0.00	\$5,250.00	\$26.00	\$0.00	\$156.00	\$0.00	\$5,094.00	3%	\$0.00

# Revenue Budget Performance Report

From Date: 1/1/2010 To Date: 8/26/2010

Account Number	Account Description	Adopted Budget	Budget Amendments	Amended Budget	Current Month Transactions	Encumbrances	YTD Transactions	YTD Transactions	Budget - YTD Transactions	% Used/ Rec'd	Prior Year Total
<b>Fund: A General</b>											
<b>Department: 6129 State Training School</b>											
REVENUE											
1829	Repay of State Train Sch	\$1,000.00	\$0.00	\$1,000.00	\$0.00	\$0.00	\$241.51	\$241.51	\$758.49	24%	\$0.00
	REVENUE Totals	\$1,000.00	\$0.00	\$1,000.00	\$0.00	\$0.00	\$241.51	\$241.51	\$758.49	24%	\$0.00
<b>Department: 6129 State Training School</b>											
Totals:		\$1,000.00	\$0.00	\$1,000.00	\$0.00	\$0.00	\$241.51	\$241.51	\$758.49	24%	\$0.00
<b>Department: 6140 Home Relief</b>											
REVENUE											
1840	Repay of Home Relief	\$170,000.00	\$0.00	\$170,000.00	\$18,602.34	\$0.00	\$250,672.89	(\$80,672.89)		147%	\$0.00
3640	Home Relief	\$616,500.00	\$0.00	\$616,500.00	\$0.00	\$0.00	\$196,578.00	\$419,922.00		32%	\$0.00
4640	Home Relief	\$12,000.00	\$0.00	\$12,000.00	\$0.00	\$0.00	\$4,248.00	\$7,752.00		35%	\$0.00
	REVENUE Totals	\$798,500.00	\$0.00	\$798,500.00	\$18,602.34	\$0.00	\$451,498.89	\$347,001.11		57%	\$0.00
<b>Sub Department: 0175 Homeless Prevention Rehousing</b>											
REVENUE											
4640	Home Relief	\$0.00	\$327,957.00	\$327,957.00	\$20,000.00	\$0.00	\$181,100.47	\$146,856.53		55%	\$0.00
	REVENUE Totals	\$0.00	\$327,957.00	\$327,957.00	\$20,000.00	\$0.00	\$181,100.47	\$146,856.53		55%	\$0.00
<b>Sub Department: 0175 Homeless Prevention Rehousing Totals:</b>											
Department: 6140 Home Relief Totals:		\$0.00	\$327,957.00	\$327,957.00	\$20,000.00	\$0.00	\$181,100.47	\$146,856.53		55%	\$0.00
Department: 6141 Fuel Crisis Assistance		\$798,500.00	\$327,957.00	\$1,126,457.00	\$38,602.34	\$0.00	\$632,599.36	\$493,857.64		56%	\$0.00
REVENUE											
1841	Repay of Home Energy Asst	\$10,000.00	\$0.00	\$10,000.00	\$6,015.25	\$0.00	\$47,782.05	(\$37,782.05)		478%	\$0.00
4641	Home Energy Assistance	\$20,000.00	\$0.00	\$20,000.00	\$0.00	\$0.00	(\$40,766.00)	\$60,766.00		-204%	\$0.00
	REVENUE Totals	\$30,000.00	\$0.00	\$30,000.00	\$6,015.25	\$0.00	\$7,016.05	\$22,983.95		23%	\$0.00
Department: 6141 Fuel Crisis Assistance Totals:		\$30,000.00	\$0.00	\$30,000.00	\$6,015.25	\$0.00	\$7,016.05	\$22,983.95		23%	\$0.00
<b>Department: 6142 Emergency Aid For Adults</b>											
REVENUE											
1842	Repay Emer.Aid.for Adults	\$0.00	\$0.00	\$0.00	\$0.00	\$0.00	\$0.00	\$0.00	\$0.00	+++	\$0.00
3642	Emergency Aid for Adults	\$12,600.00	\$0.00	\$12,600.00	\$0.00	\$0.00	\$2,749.00	\$9,851.00		22%	\$0.00
	REVENUE Totals	\$12,600.00	\$0.00	\$12,600.00	\$0.00	\$0.00	\$2,749.00	\$9,851.00		22%	\$0.00
Department: 6142 Emergency Aid For Adults Totals:		\$12,600.00	\$0.00	\$12,600.00	\$0.00	\$0.00	\$2,749.00	\$9,851.00		22%	\$0.00
Revenue Totals:		\$17,041,997.00	\$327,957.00	\$17,369,954.00	\$202,980.98	\$0.00	\$6,500,626.92	\$10,869,327.08		37%	\$0.00
<b>Fund Totals: General</b>		\$17,041,997.00	\$327,957.00	\$17,369,954.00	\$202,980.98	\$0.00	\$6,500,626.92	\$10,869,327.08		37%	\$0.00
Revenue Grand Totals:		\$17,041,997.00	\$327,957.00	\$17,369,954.00	\$202,980.98	\$0.00	\$6,500,626.92	\$10,869,327.08		37%	\$0.00
Grand Totals:		\$17,041,997.00	\$327,957.00	\$17,369,954.00	\$202,980.98	\$0.00	\$6,500,626.92	\$10,869,327.08		37%	\$0.00

# Expense Budget Performance Report

From Date: 1/1/2010 To Date: 8/26/2010

Account Number	Account Description	Adopted Budget	Budget Amendments	Amended Budget	Current Month Transactions	Encumbrances	YTD Transactions	Budget - YTD Transactions	% Used/Rec'd	Prior Year Total
<b>Department: 6010 Social Services</b>										
<b>EXPENSE</b>										
<b>Fund: A General</b>										
110	Salaries - Regular	\$4,875,854.92	\$0.00	\$4,875,854.92	\$349,485.55		\$2,878,550.47	\$1,997,304.45	59%	\$0.00
120	Salaries - Overtime	\$54,000.00	\$0.00	\$54,000.00	\$3,363.10		\$27,030.28	\$26,969.72	50%	\$0.00
130	Salaries - Part Time	\$27,813.64	\$0.00	\$27,813.64	\$4,824.96		\$10,084.68	\$17,728.96	36%	\$0.00
140	Salaries - Sick Leave	\$9,600.00	\$0.00	\$9,600.00	\$0.00		\$0.00	\$9,600.00	0%	\$0.00
	Incentive									
210	Furniture/Furnishings	\$600.00	(\$278.00)	\$322.00	\$0.00		\$0.00	\$322.00	0%	\$0.00
220	Office Equipment	\$0.00	\$6,901.54	\$6,901.54	\$0.00	\$6,623.54	\$27.99	\$250.01	96%	\$0.00
230	Automotive Equipment	\$0.00	\$0.00	\$0.00	\$0.00	\$0.00	\$0.00	\$0.00	+++	\$0.00
250	Technical Equipment	\$0.00	\$0.00	\$0.00	\$0.00	\$0.00	\$0.00	\$0.00	+++	\$0.00
260	Other Equipment	\$0.00	\$0.00	\$0.00	\$0.00	\$0.00	\$0.00	\$0.00	+++	\$0.00
410	Supplies	\$50,000.00	\$0.00	\$50,000.00	\$0.00	\$0.00	\$28,770.48	\$21,229.52	58%	\$0.00
411	Rent-Building/Property	\$715,860.00	\$0.00	\$715,860.00	\$0.00	\$0.00	\$0.00	\$715,860.00	0%	\$0.00
413	Repair & Maint.- Bldg/Property	\$0.00	\$0.00	\$0.00	\$0.00	\$0.00	\$0.00	\$0.00	+++	\$0.00
418	Ins-General Liability	\$58,000.00	\$0.00	\$58,000.00	\$0.00	\$0.00	\$44,904.13	\$13,095.87	77%	\$0.00
421	Equipment Rental	\$12,000.00	(\$1,500.00)	\$10,500.00	\$459.00		\$5,892.29	\$4,607.71	56%	\$0.00
422	Repair/Maint-Equipment	\$9,500.00	\$0.00	\$9,500.00	\$656.00		\$4,091.33	\$5,408.67	43%	\$0.00
423	Telephone	\$25,000.00	\$0.00	\$25,000.00	\$0.00		\$10,936.33	\$14,063.67	44%	\$0.00
424	Postage	\$40,000.00	\$0.00	\$40,000.00	\$200.00		\$23,954.17	\$16,045.83	60%	\$0.00
426	Subscriptions	\$3,000.00	\$0.00	\$3,000.00	\$0.00		\$219.00	\$2,781.00	7%	\$0.00
427	Memberships & Dues	\$4,605.00	\$0.00	\$4,605.00	\$0.00		\$3,745.00	\$860.00	81%	\$0.00
428	Data Processing & Internet Fees	\$5,000.00	\$0.00	\$5,000.00	\$105.00		\$1,855.00	\$3,145.00	37%	\$0.00
432	Special Project Supply	\$93,000.00	\$0.00	\$93,000.00	\$0.00		\$0.00	\$93,000.00	0%	\$0.00
435	Medical Fees	\$30,000.00	\$0.00	\$30,000.00	\$136.58		\$12,038.14	\$17,961.86	40%	\$0.00
436	Advertising Fees	\$3,800.00	(\$800.00)	\$3,000.00	\$0.00		\$0.00	\$3,000.00	0%	\$0.00
437	Consulting Fees	\$7,860.00	\$0.00	\$7,860.00	\$655.00		\$4,585.00	\$3,275.00	100%	\$0.00
439	Misc Fees & Expenses	\$8,250.00	\$0.00	\$8,250.00	\$1,116.85		\$5,779.82	\$2,470.18	70%	\$0.00
440	Legal/Transcript Fees	\$10,000.00	\$0.00	\$10,000.00	\$0.00		\$922.10	\$9,077.90	9%	\$0.00
441	Auto-Supplies & Repair	\$0.00	\$2,300.00	\$2,300.00	\$0.00		\$1,848.42	\$451.58	80%	\$0.00
442	Automotive - Gas & Oil	\$14,000.00	\$0.00	\$14,000.00	\$1,517.50		\$5,873.39	\$8,126.61	42%	\$0.00
443	Auto Rental	\$0.00	\$0.00	\$0.00	\$0.00		\$0.00	\$0.00	+++	\$0.00
444	Travel/Education/Conference	\$65,000.00	\$0.00	\$65,000.00	\$390.59		\$22,557.60	\$42,442.40	35%	\$0.00
445	Foods	\$0.00	\$0.00	\$0.00	\$0.00		\$0.00	\$0.00	+++	\$0.00
470	Contract	\$750,000.00	\$3,365.70	\$753,365.70	\$83,653.23	\$128,811.88	\$312,313.04	\$312,240.78	59%	\$0.00
472	Bank Charges	\$0.00	\$0.00	\$0.00	\$0.00		\$0.00	\$0.00	+++	\$0.00
810	Retirement	\$569,764.00	\$0.00	\$569,764.00	\$0.00		\$84,335.37	\$485,428.63	15%	\$0.00
830	Social Security	\$306,000.00	(\$6,100.00)	\$299,900.00	\$21,357.80		\$173,279.94	\$126,620.06	58%	\$0.00
831	Medicare Contribution	\$72,000.00	\$0.00	\$72,000.00	\$4,995.02		\$41,542.40	\$30,457.60	58%	\$0.00
840	Workmen's Compensation	\$14,053.00	\$0.00	\$14,053.00	\$0.00		\$14,052.74	\$0.26	100%	\$0.00

# Expense Budget Performance Report

From Date: 1/1/2010 To Date: 8/26/2010

Account Number	Account Description	Adopted Budget	Budget Amendments	Amended Budget	Current Month Transactions	Encumbrances	YTD Transactions	YTD Transactions	Budget - YTD Transactions	% Used/ Rec'd	Prior Year Total
<b>Department: 6010 Social Services</b>											
<b>EXPENSE</b>											
850	Unemployment Insurance	\$16,000.00	\$6,100.00	\$22,100.00	\$0.00	\$0.00	\$22,067.88	\$0.00	\$32.12	100%	\$0.00
855	Disability	\$8,800.00	\$0.00	\$8,800.00	\$0.00	\$0.00	\$772.75	\$0.00	\$8,027.25	9%	\$0.00
860	Hospitalization	\$1,324,422.00	\$0.00	\$1,324,422.00	\$106,517.66	\$0.00	\$876,004.69	\$0.00	\$448,417.31	66%	\$0.00
865	Dental Insurance	\$24,488.00	\$0.00	\$24,488.00	\$1,738.00	\$0.00	\$15,272.00	\$0.00	\$9,216.00	62%	\$0.00
<b>EXPENSE Totals</b>		<b>\$9,208,270.56</b>	<b>\$9,989.24</b>	<b>\$9,218,259.80</b>	<b>\$581,171.84</b>	<b>\$138,710.42</b>	<b>\$4,633,306.43</b>	<b>\$4,446,242.95</b>	<b>(\$4,446,242.95)</b>	<b>52%</b>	<b>\$0.00</b>
<b>Department: 6010 Social Services Totals:</b>											
		<b>(\$9,208,270.56)</b>	<b>(\$9,989.24)</b>	<b>(\$9,218,259.80)</b>	<b>(\$581,171.84)</b>	<b>(\$138,710.42)</b>	<b>(\$4,633,306.43)</b>	<b>(\$4,446,242.95)</b>		<b>52%</b>	
<b>Department: 6030 Countryside Adult Home</b>											
<b>EXPENSE</b>											
110	Salaries - Regular	\$847,364.50	\$0.00	\$847,364.50	\$59,455.07	\$0.00	\$499,856.90	\$0.00	\$347,507.60	59%	\$0.00
120	Salaries - Overtime	\$22,678.24	\$0.00	\$22,678.24	\$411.31	\$0.00	\$19,485.01	\$0.00	\$3,193.23	86%	\$0.00
130	Salaries - Part Time	\$33,975.00	\$0.00	\$33,975.00	\$0.00	\$0.00	\$0.00	\$0.00	\$33,975.00	0%	\$0.00
140	Salaries - Sick Leave Incentive	\$4,000.00	\$0.00	\$4,000.00	\$0.00	\$0.00	\$0.00	\$0.00	\$4,000.00	0%	\$0.00
210	Furniture/Furnishings	\$0.00	\$0.00	\$0.00	\$0.00	\$0.00	\$0.00	\$0.00	\$0.00	+++	\$0.00
220	Office Equipment	\$0.00	\$110.00	\$110.00	\$0.00	\$0.00	\$109.95	\$0.00	\$0.05	100%	\$0.00
230	Automotive Equipment	\$0.00	\$0.00	\$0.00	\$0.00	\$0.00	\$0.00	\$0.00	\$0.00	+++	\$0.00
260	Other Equipment	\$600.00	(\$110.00)	\$490.00	\$0.00	\$0.00	\$300.00	\$0.00	\$190.00	61%	\$0.00
270	Lawn & Landscaping	\$0.00	\$0.00	\$0.00	\$0.00	\$0.00	\$0.00	\$0.00	\$0.00	+++	\$0.00
410	Supplies	\$32,000.00	\$0.00	\$32,000.00	\$1,546.64	\$0.00	\$13,425.38	\$4,417.94	\$14,156.68	56%	\$0.00
411	Rent-Building/Property	\$0.00	\$0.00	\$0.00	\$0.00	\$0.00	\$0.00	\$0.00	\$0.00	+++	\$0.00
413	Repair & Maint. - Bldg/Property Electricity	\$38,000.00	(\$500.00)	\$37,500.00	\$384.50	\$1,250.00	\$5,990.15	\$1,250.00	\$30,259.85	19%	\$0.00
415	Oil & Gas-Heating	\$40,000.00	\$0.00	\$40,000.00	\$2,089.24	\$0.00	\$19,174.15	\$0.00	\$20,825.85	48%	\$0.00
416	Ins-General Liability	\$7,208.00	\$0.00	\$7,208.00	\$119.78	\$0.00	\$21,334.03	\$0.00	\$18,665.97	53%	\$0.00
421	Equipment Rental	\$2,300.00	\$1,485.00	\$3,785.00	\$0.00	\$0.00	\$8,692.65	\$0.00	\$0.35	100%	\$0.00
422	Repair/Maint-Equipment	\$1,500.00	\$500.00	\$2,000.00	\$162.05	\$0.00	\$1,438.78	\$0.00	\$661.22	63%	\$0.00
423	Telephone	\$3,500.00	\$0.00	\$3,500.00	\$267.03	\$0.00	\$1,950.94	\$0.00	\$1,549.06	56%	\$0.00
424	Postage	\$500.00	\$0.00	\$500.00	\$0.00	\$0.00	\$69.80	\$0.00	\$430.20	14%	\$0.00
426	Subscriptions	\$250.00	\$0.00	\$250.00	\$0.00	\$0.00	\$231.40	\$0.00	\$18.60	93%	\$0.00
428	Data Processing & Internet Fees	\$1,500.00	\$0.00	\$1,500.00	\$84.96	\$0.00	\$679.68	\$0.00	\$820.32	45%	\$0.00
432	Special Project Supply	\$2,000.00	\$0.00	\$2,000.00	\$0.00	\$0.00	\$280.83	\$0.00	\$1,719.17	14%	\$0.00
434	Allowances	\$28,000.00	\$0.00	\$28,000.00	\$1,950.00	\$0.00	\$14,200.00	\$0.00	\$13,800.00	51%	\$0.00
435	Medical Fees	\$3,000.00	\$0.00	\$3,000.00	\$0.00	\$0.00	\$522.80	\$0.00	\$2,477.20	17%	\$0.00
436	Advertising Fees	\$500.00	(\$271.00)	\$229.00	\$0.00	\$0.00	\$44.07	\$0.00	\$184.93	19%	\$0.00
437	Consulting Fees	\$15,500.00	\$0.00	\$15,500.00	\$989.38	\$0.00	\$7,747.43	\$0.00	\$7,752.57	50%	\$0.00
439	Misc Fees & Expenses	\$2,500.00	\$0.00	\$2,500.00	\$100.00	\$0.00	\$825.00	\$0.00	\$1,675.00	33%	\$0.00
440	Legal/Transcript Fees	\$2,000.00	\$0.00	\$2,000.00	\$0.00	\$0.00	\$0.00	\$0.00	\$2,000.00	0%	\$0.00
441	Auto-Supplies & Repair	\$2,500.00	\$0.00	\$2,500.00	\$0.00	\$0.00	\$1,991.89	\$0.00	\$508.11	80%	\$0.00
442	Automotive - Gas & Oil	\$6,000.00	(\$218.00)	\$5,782.00	\$394.68	\$0.00	\$1,415.58	\$0.00	\$4,366.42	24%	\$0.00

WARREN COUNTY

# Expense Budget Performance Report

From Date: 1/1/2010 To Date: 8/26/2010

Account Number	Account Description	Adopted Budget	Amendments	Amended Budget	Current Month Transactions	Encumbrances	YTD Transactions	YTD Transactions	Budget - YTD Transactions	% Used/ Rec'd	Prior Year Total
<b>Fund: A General</b>											
<b>Department: 6030 Countryside Adult Home</b>											
<b>EXPENSE</b>											
444	Travel/Education/Conference	\$1,000.00	\$271.00	\$1,271.00	\$0.00	\$0.00	\$0.50	\$1,082.50	\$188.00	85%	\$0.00
445	Foods	\$80,000.00	(\$1,267.00)	\$78,733.00	\$4,389.71	\$13,411.69	\$0.00	\$40,070.61	\$25,250.70	68%	\$0.00
451	Medical Supply Expense	\$8,000.00	\$0.00	\$8,000.00	\$320.52	\$0.00	\$0.00	\$2,002.26	\$5,997.74	25%	\$0.00
453	Uniforms & Clothing	\$300.00	\$0.00	\$300.00	\$0.00	\$0.00	\$0.00	\$56.99	\$243.01	19%	\$0.00
470	Contract	\$32,000.00	\$0.00	\$32,000.00	\$0.00	\$0.00	\$0.00	\$22,496.84	\$9,503.16	70%	\$0.00
710	Interest-Indebtedness	\$0.00	\$0.00	\$0.00	\$0.00	\$0.00	\$0.00	\$0.00	\$0.00	+++	\$0.00
810	Retirement	\$109,308.00	\$0.00	\$109,308.00	\$0.00	\$0.00	\$0.00	\$15,811.53	\$93,496.47	14%	\$0.00
830	Social Security	\$57,000.00	\$0.00	\$57,000.00	\$3,613.45	\$0.00	\$0.00	\$31,389.26	\$25,610.74	55%	\$0.00
831	Medicare Contribution	\$13,500.00	\$0.00	\$13,500.00	\$845.08	\$0.00	\$0.00	\$7,341.05	\$6,158.95	54%	\$0.00
840	Workmen's Compensation	\$2,898.00	\$0.00	\$2,898.00	\$0.00	\$0.00	\$0.00	\$2,898.05	(\$0.05)	100%	\$0.00
850	Unemployment Insurance	\$5,000.00	\$0.00	\$5,000.00	\$0.00	\$0.00	\$0.00	\$0.00	\$5,000.00	0%	\$0.00
855	Disability	\$3,000.00	\$0.00	\$3,000.00	\$0.00	\$0.00	\$0.00	\$1,151.90	\$1,848.10	38%	\$0.00
860	Hospitalization	\$264,430.00	\$0.00	\$264,430.00	\$19,456.00	\$0.00	\$0.00	\$153,771.04	\$110,658.96	58%	\$0.00
865	Dental Insurance	\$4,865.00	\$0.00	\$4,865.00	\$324.00	\$0.00	\$0.00	\$2,600.00	\$2,265.00	53%	\$0.00
<b>EXPENSE Totals</b>		\$1,718,676.74	\$0.00	\$1,718,676.74	\$96,943.40	\$19,080.13	\$0.00	\$901,638.75	\$797,957.86	54%	\$0.00
<b>Department: 6030 Countryside Adult Home Totals:</b>		(\$1,718,676.74)	\$0.00	(\$1,718,676.74)	(\$96,943.40)	(\$19,080.13)	\$0.00	(\$901,638.75)	(\$797,957.86)	54%	\$0.00
<b>Department: 6050 Public Facil. For Children</b>											
<b>EXPENSE</b>											
130	Salaries - Part Time	\$0.00	\$0.00	\$0.00	\$0.00	\$0.00	\$0.00	\$0.00	\$0.00	+++	\$0.00
210	Furniture/Furnishings	\$0.00	\$0.00	\$0.00	\$0.00	\$0.00	\$0.00	\$0.00	\$0.00	+++	\$0.00
230	Automotive Equipment	\$0.00	\$0.00	\$0.00	\$0.00	\$0.00	\$0.00	\$0.00	\$0.00	+++	\$0.00
413	Repair & Maint- Bldg/Property Electricity	\$0.00	\$0.00	\$0.00	\$0.00	\$0.00	\$0.00	\$0.00	\$0.00	+++	\$0.00
415	Oil & Gas-Heating	\$0.00	\$0.00	\$0.00	\$0.00	\$0.00	\$0.00	\$0.00	\$0.00	+++	\$0.00
416	Water/Sewer/Taxes	\$0.00	\$0.00	\$0.00	\$0.00	\$0.00	\$0.00	\$0.00	\$0.00	+++	\$0.00
417	Ins-General Liability	\$0.00	\$0.00	\$0.00	\$0.00	\$0.00	\$0.00	\$0.00	\$0.00	+++	\$0.00
422	Repair/Maint-Equipment	\$0.00	\$0.00	\$0.00	\$0.00	\$0.00	\$0.00	\$0.00	\$0.00	+++	\$0.00
423	Telephone	\$0.00	\$0.00	\$0.00	\$0.00	\$0.00	\$0.00	\$0.00	\$0.00	+++	\$0.00
436	Advertising Fees	\$0.00	\$0.00	\$0.00	\$0.00	\$0.00	\$0.00	\$0.00	\$0.00	+++	\$0.00
439	Misc Fees & Expenses	\$0.00	\$0.00	\$0.00	\$0.00	\$0.00	\$0.00	\$0.00	\$0.00	+++	\$0.00
441	Auto-Supplies & Repair	\$0.00	\$0.00	\$0.00	\$0.00	\$0.00	\$0.00	\$0.00	\$0.00	+++	\$0.00
442	Automotive - Gas & Oil	\$0.00	\$0.00	\$0.00	\$0.00	\$0.00	\$0.00	\$0.00	\$0.00	+++	\$0.00
457	Child Care Fees	\$0.00	\$0.00	\$0.00	\$0.00	\$0.00	\$0.00	\$0.00	\$0.00	+++	\$0.00
469	Other Payments/Contributions Contract	\$25,000.00	\$0.00	\$25,000.00	\$0.00	\$0.00	\$0.00	\$12,140.80	\$11,882.25	52%	\$0.00
470	Contract	\$100,000.00	\$0.00	\$100,000.00	\$7,336.15	\$47,227.05	\$0.00	\$52,772.95	\$0.00	100%	\$0.00
830	Social Security	\$0.00	\$0.00	\$0.00	\$0.00	\$0.00	\$0.00	\$0.00	\$0.00	+++	\$0.00
831	Medicare Contribution	\$0.00	\$0.00	\$0.00	\$0.00	\$0.00	\$0.00	\$0.00	\$0.00	+++	\$0.00

# Expense Budget Performance Report

From Date: 1/1/2010 To Date: 8/26/2010

Account Number	Account Description	Adopted Budget	Amendments	Amended Budget	Current Month Transactions	Encumbrances	YTD Transactions	Budget - YTD Transactions	% Used/ Rec'd	Prior Year Total
<b>Fund: A General</b>										
<b>Department: 6050 Public Facil. For Children</b>										
EXPENSE										
840	Workmen's Compensation	\$0.00	\$0.00	\$0.00	\$0.00	\$0.00	\$0.00	\$0.00	+++	\$0.00
EXPENSE Totals		\$125,000.00	\$0.00	\$125,000.00	\$7,336.15	\$48,204.00	\$64,913.75	\$11,882.25	90%	\$0.00
Department: 6050 Public Facil. For Children Totals:		(\$125,000.00)	\$0.00	(\$125,000.00)	(\$7,336.15)	(\$48,204.00)	(\$64,913.75)	(\$11,882.25)	90%	\$0.00
<b>Department: 6055 Daycare</b>										
EXPENSE										
470	Contract	\$1,504,777.00	\$0.00	\$1,504,777.00	\$119,886.64	\$0.00	\$738,301.88	\$766,475.12	49%	\$0.00
EXPENSE Totals		\$1,504,777.00	\$0.00	\$1,504,777.00	\$119,886.64	\$0.00	\$738,301.88	\$766,475.12	49%	\$0.00
Department: 6055 Daycare Totals:		(\$1,504,777.00)	\$0.00	(\$1,504,777.00)	(\$119,886.64)	\$0.00	(\$738,301.88)	(\$766,475.12)	49%	\$0.00
<b>Department: 6070 Services for Recipients</b>										
EXPENSE										
439	Misc Fees & Expenses	\$0.00	\$0.00	\$0.00	\$0.00	\$0.00	\$0.00	\$0.00	+++	\$0.00
470	Contract	\$276,512.00	\$0.00	\$276,512.00	\$17,479.17	\$0.00	\$190,513.92	\$85,998.08	69%	\$0.00
EXPENSE Totals		\$276,512.00	\$0.00	\$276,512.00	\$17,479.17	\$0.00	\$190,513.92	\$85,998.08	69%	\$0.00
Department: 6070 Services for Recipients Totals:		(\$276,512.00)	\$0.00	(\$276,512.00)	(\$17,479.17)	\$0.00	(\$190,513.92)	(\$85,998.08)	69%	\$0.00
<b>Department: 6100 Medicaid</b>										
EXPENSE										
470	Contract	\$10,500,000.00	\$0.00	\$10,500,000.00	\$719,104.00	\$0.00	\$6,112,384.00	\$4,387,616.00	58%	\$0.00
EXPENSE Totals		\$10,500,000.00	\$0.00	\$10,500,000.00	\$719,104.00	\$0.00	\$6,112,384.00	\$4,387,616.00	58%	\$0.00
Department: 6100 Medicaid Totals:		(\$10,500,000.00)	\$0.00	(\$10,500,000.00)	(\$719,104.00)	\$0.00	(\$6,112,384.00)	(\$4,387,616.00)	58%	\$0.00
<b>Department: 6101 Medical Assistance</b>										
EXPENSE										
470	Contract	\$525,000.00	\$0.00	\$525,000.00	\$25,066.85	\$0.00	\$324,218.37	\$200,781.63	62%	\$0.00
EXPENSE Totals		\$525,000.00	\$0.00	\$525,000.00	\$25,066.85	\$0.00	\$324,218.37	\$200,781.63	62%	\$0.00
Department: 6101 Medical Assistance Totals:		(\$525,000.00)	\$0.00	(\$525,000.00)	(\$25,066.85)	\$0.00	(\$324,218.37)	(\$200,781.63)	62%	\$0.00
<b>Department: 6102 MMIS - Local Share</b>										
EXPENSE										
470	Contract	\$0.00	\$0.00	\$0.00	\$0.00	\$0.00	\$0.00	\$0.00	+++	\$0.00
EXPENSE Totals		\$0.00	\$0.00	\$0.00	\$0.00	\$0.00	\$0.00	\$0.00	+++	\$0.00
Department: 6102 MMIS - Local Share Totals:		\$0.00	\$0.00	\$0.00	\$0.00	\$0.00	\$0.00	\$0.00	+++	\$0.00
<b>Department: 6106 Special Needs</b>										
EXPENSE										
470	Contract	\$1,940.00	\$0.00	\$1,940.00	\$0.00	\$0.00	\$0.00	\$1,940.00	0%	\$0.00
EXPENSE Totals		\$1,940.00	\$0.00	\$1,940.00	\$0.00	\$0.00	\$0.00	\$1,940.00	0%	\$0.00
Department: 6106 Special Needs Totals:		(\$1,940.00)	\$0.00	(\$1,940.00)	\$0.00	\$0.00	\$0.00	(\$1,940.00)	0%	\$0.00
<b>Department: 6109 Aid To Dependent Children</b>										
EXPENSE										
470	Contract	\$3,004,777.00	\$0.00	\$3,004,777.00	\$58,459.86	\$0.00	\$1,354,616.26	\$1,650,160.74	45%	\$0.00
860	Hospitalization	\$0.00	\$0.00	\$0.00	\$0.00	\$0.00	\$0.00	\$0.00	+++	\$0.00

# Expense Budget Performance Report

From Date: 1/1/2010 To Date: 8/26/2010

Account Number	Account Description	Adopted Budget	Budget Amendments	Amended Budget	Current Month Transactions	YTD Encumbrances	YTD Transactions	Budget - YTD Transactions	% Used/ Rec'd	Prior Year Total
<b>Fund: A General</b>										
<b>Department: 6109 Aid To Dependent Children</b>										
EXPENSE Totals										
		\$3,004,777.00	\$0.00	\$3,004,777.00	\$58,459.86	\$0.00	\$1,354,616.26	\$1,650,160.74	45%	\$0.00
		(\$3,004,777.00)	\$0.00	(\$3,004,777.00)	(\$58,459.86)	\$0.00	(\$1,354,616.26)	(\$1,650,160.74)	45%	\$0.00
<b>Department: 6109 Aid To Dependent Children Totals:</b>										
<b>Department: 6119 Child Care</b>										
EXPENSE										
470	Contract	\$2,704,777.00	\$0.00	\$2,704,777.00	(\$3,791.26)	\$0.00	\$1,575,886.01	\$1,128,890.99	58%	\$0.00
EXPENSE Totals										
		\$2,704,777.00	\$0.00	\$2,704,777.00	(\$3,791.26)	\$0.00	\$1,575,886.01	\$1,128,890.99	58%	\$0.00
		(\$2,704,777.00)	\$0.00	(\$2,704,777.00)	\$3,791.26	\$0.00	(\$1,575,886.01)	(\$1,128,890.99)	58%	\$0.00
<b>Department: 6123 Juvenile Delinquent Care</b>										
EXPENSE										
470	Contract	\$15,000.00	\$0.00	\$15,000.00	\$20.00	\$0.00	\$370.20	\$14,629.80	2%	\$0.00
EXPENSE Totals										
		\$15,000.00	\$0.00	\$15,000.00	\$20.00	\$0.00	\$370.20	\$14,629.80	2%	\$0.00
		(\$15,000.00)	\$0.00	(\$15,000.00)	(\$20.00)	\$0.00	(\$370.20)	(\$14,629.80)	2%	\$0.00
<b>Department: 6129 State Training School</b>										
Totals:										
<b>Department: 6129 State Training School</b>										
EXPENSE										
470	Contract	\$230,600.00	\$0.00	\$230,600.00	\$0.00	\$0.00	\$57,908.64	\$172,691.36	25%	\$0.00
EXPENSE Totals										
		\$230,600.00	\$0.00	\$230,600.00	\$0.00	\$0.00	\$57,908.64	\$172,691.36	25%	\$0.00
		(\$230,600.00)	\$0.00	(\$230,600.00)	\$0.00	\$0.00	(\$57,908.64)	(\$172,691.36)	25%	\$0.00
<b>Department: 6140 Home Relief</b>										
EXPENSE										
470	Contract	\$1,415,000.00	\$0.00	\$1,415,000.00	\$80,353.53	\$0.00	\$761,271.19	\$653,728.81	54%	\$0.00
EXPENSE Totals										
		\$1,415,000.00	\$0.00	\$1,415,000.00	\$80,353.53	\$0.00	\$761,271.19	\$653,728.81	54%	\$0.00
<b>Sub Department: 0175 Homeless Prevention Rehousing</b>										
EXPENSE										
470	Contract	\$0.00	\$327,957.00	\$327,957.00	\$9,698.00	\$0.00	\$233,604.19	\$94,352.81	71%	\$0.00
EXPENSE Totals										
		\$0.00	\$327,957.00	\$327,957.00	\$9,698.00	\$0.00	\$233,604.19	\$94,352.81	71%	\$0.00
		\$0.00	\$327,957.00	\$327,957.00	\$9,698.00	\$0.00	\$233,604.19	\$94,352.81	71%	\$0.00
<b>Sub Department: 0175 Homeless Prevention Rehousing Totals:</b>										
<b>Department: 6140 Home Relief Totals:</b>										
<b>Department: 6141 Fuel Crisis Assistance</b>										
EXPENSE										
470	Contract	\$30,000.00	\$0.00	\$30,000.00	\$0.00	\$0.00	\$284.65	\$29,715.35	1%	\$0.00
EXPENSE Totals										
		\$30,000.00	\$0.00	\$30,000.00	\$0.00	\$0.00	\$284.65	\$29,715.35	1%	\$0.00
		(\$30,000.00)	\$0.00	(\$30,000.00)	\$0.00	\$0.00	(\$284.65)	(\$29,715.35)	1%	\$0.00
<b>Department: 6142 Emergency Aid For Adults</b>										
Totals:										
<b>Department: 6142 Emergency Aid For Adults</b>										
EXPENSE										
410	Supplies	\$0.00	\$0.00	\$0.00	\$0.00	\$0.00	\$0.00	\$0.00	+++	\$0.00
470	Contract	\$25,200.00	\$0.00	\$25,200.00	\$1,170.77	\$0.00	\$6,665.57	\$18,534.43	26%	\$0.00
EXPENSE Totals										
		\$25,200.00	\$0.00	\$25,200.00	\$1,170.77	\$0.00	\$6,665.57	\$18,534.43	26%	\$0.00

WARREN COUNTY

# Expense Budget Performance Report

From Date: 1/1/2010 To Date: 8/26/2010

Account Number	Account Description	Adopted Budget	Budget Amendments	Amended Budget	Current Month Transactions	Encumbrances	YTD Transactions	YTD Transactions	Budget - YTD Transactions	% Used/ Rec'd	Prior Year Total
<b>Fund: A General</b>											
<b>Department: 6142 Emergency Aid For Adults</b>											
<b>Totals:</b>											
		(\$25,200.00)	\$0.00	(\$25,200.00)	(\$1,170.77)	\$0.00	(\$6,665.57)	(\$18,534.43)	26%	\$0.0	
<b>Expenditure Totals:</b>											
		\$31,285,530.30	\$337,946.24	\$31,623,476.54	\$1,712,898.95	\$205,994.55	\$16,955,883.81	\$14,461,598.18	54%	\$0.0	
<b>Fund Totals: General</b>											
		\$31,285,530.30	\$337,946.24	\$31,623,476.54	\$1,712,898.95	\$205,994.55	\$16,955,883.81	\$14,461,598.18	54%	\$0.0	
<b>Expenditure Grand Totals:</b>											
		\$31,285,530.30	\$337,946.24	\$31,623,476.54	\$1,712,898.95	\$205,994.55	\$16,955,883.81	\$14,461,598.18	54%	\$0.0	
<b>Grand Totals:</b>											
		\$31,285,530.30	\$337,946.24	\$31,623,476.54	\$1,712,898.95	\$205,994.55	\$16,955,883.81	\$14,461,598.18	54%	\$0.0	



**WARREN COUNTY YOUTH BUREAU**  
**1340 STATE ROUTE 9**  
**LAKE GEORGE, NEW YORK**  
**12845-9803**

Margaret Sing Smith, Director ([smithm@co.warren.ny.us](mailto:smithm@co.warren.ny.us))  
Linda L. LaRock, Administrative Assistant ([larockl@co.warren.ny.us](mailto:larockl@co.warren.ny.us))

Phone: (518) 761-6498  
Fax: (518) 761-6518

**SOCIAL SERVICES COMMITTEE**  
**YOUTH PROGRAMS**

**August 26, 2010**

1. Warren County Youth Court

**Request:**

Board of Supervisors Proclamation for National Youth Court Month -  
September 2010

Youth representing the Warren County Youth Court would appreciate the opportunity to be present at the Board of Supervisors meeting on September 17, 2010 and accept the proclamation.

2. **Request:** Committee Approval for Training

Topic: Strengthening Organizations Through Youth Development

Date: September 15 & 16, 2010 - Saratoga Hampton Inn

Rationale: Activities and materials will be shared with professionals and volunteers who work with youth in diverse areas: recreation, child welfare, employment and juvenile justice.

3. **Updates**

- 2010 State Youth Funds
- 2011 State Youth Funds
- Warren County Children & Family Services Plan

RESOLUTION REQUEST FORM NO. 20

MISCELLANEOUS\*

**\*Please List All Other Requests Not Covered by Previous Resolution Request Forms Here. Please attach any backup information available and be as detailed as possible.**

DEPARTMENT NAME: Warren County Youth Bureau

DATE: August 26, 2010

Purpose of Request: Board of Supervisor: Proclamation for September "National Youth Court Month"

(a) Details: Format to be provided by the Youth Bureau

(b) Previous Resolution Number: Proclamation September 18, 2009